


Test Bank for Microeconomics 3rd Edition by Goolsbee

[CLICK HERE TO ACCESS COMPLETE Test Bank](#)



Test Bank

Name: _____ Class: _____ Date: _____

Chapter 02: Supply and Demand

1. Which of the following is a key assumption of the supply and demand model?
- a. the price and quantity sold are determined in a single market
 - b. the prices and quantities sold are simultaneously determined in all markets
 - c. the way the whole economy achieves equilibrium
 - d. international markets affect domestic markets, which in turn affect local markets

ANSWER: a

2. A key assumption of the supply and demand model is that:
- a. each firm's good is unique and cannot be duplicated by other firms in the market.
 - b. firms will continue to raise prices until profits become positive.
 - c. each firm in the market produces an identical good.
 - d. each firm produces at a level of output at which price exceeds marginal cost.

ANSWER: c

3. One assumption of the supply and demand model is that:
- a. several large sellers can raise prices by restricting output.
 - b. buyers with bargaining power are able to receive quantity discounts.
 - c. all of the goods in the market sell for the same price.
 - d. larger firms sell their products at lower prices than smaller firms.

ANSWER: c

4. Which of the following is *not* an assumption underlying the supply and demand model?
- a. The focus is on supply and demand in a single market.
 - b. All goods sold in the market are identical.
 - c. Different firms sell their goods at different prices.
 - d. There are many producers and consumers in the market.

ANSWER: c

5. In the supply and demand model, we assume that there are _____ buyers and _____ sellers in the market.
- a. many; many
 - b. several; several
 - c. many; several
 - d. several; many

ANSWER: a

6. Which of the following factors influences demand?
- a. prices of inputs
 - b. production technology
 - c. the number of producers
 - d. prices of complement goods

ANSWER: d

Name: _____ Class: _____ Date: _____

Chapter 02: Supply and Demand

7. Electric guitars and amplifiers are complement goods, and electric guitars and acoustic guitars are substitute goods. An increase in the price of amplifiers _____ the number of electric guitars consumers want to buy, while an increase in the price of acoustic guitars _____ the number of electric guitars consumers want to buy.

- a. increases; decreases
- b. decreases; increases
- c. decreases; decreases
- d. increases; increases

ANSWER: b

8. Which of the following statements is TRUE?

- a. A demand curve shows the relationship between a product's price and the number of units consumers want to buy at each price, assuming there are no changes in other factors affecting demand.
- b. A demand curve shows the relationship between consumer income and the quantity purchased of a product.
- c. A demand curve shows the relationship among consumer income, price of a product, quantity supplied, and the number of units of that product consumers want to buy.
- d. A demand curve is drawn with the assumption that demand equals supply.

ANSWER: a

9. If the demand curve is $Q_D = 10 - 2P$, then the lowest price at which no consumer is willing to buy the good (i.e., the demand choke price) is:

- a. 10.
- b. 2.
- c. 7.
- d. 5.

ANSWER: d

10. The demand curve for a good is $Q = 80 - 0.20P$, where Q is the quantity demanded and P is the price per unit. This good's inverse demand curve is:

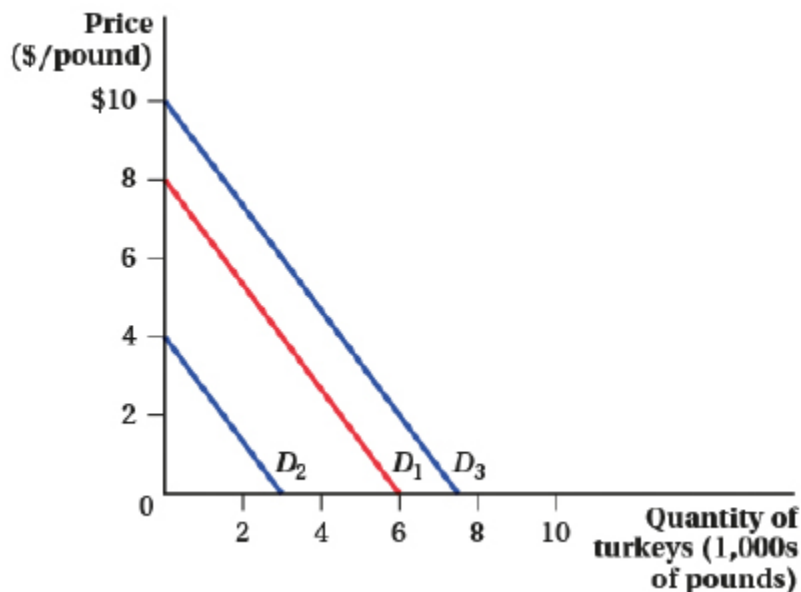
- a. $P = 80 - 0.20Q$.
- b. $P = 40 - Q$.
- c. $P = 5Q + 40$.
- d. $P = 400 - 5Q$.

ANSWER: d

11. (Figure: Price and Quantity of Turkeys I) Mathematically, the demand curve D_1 is described by this equation:

Name: _____ Class: _____ Date: _____

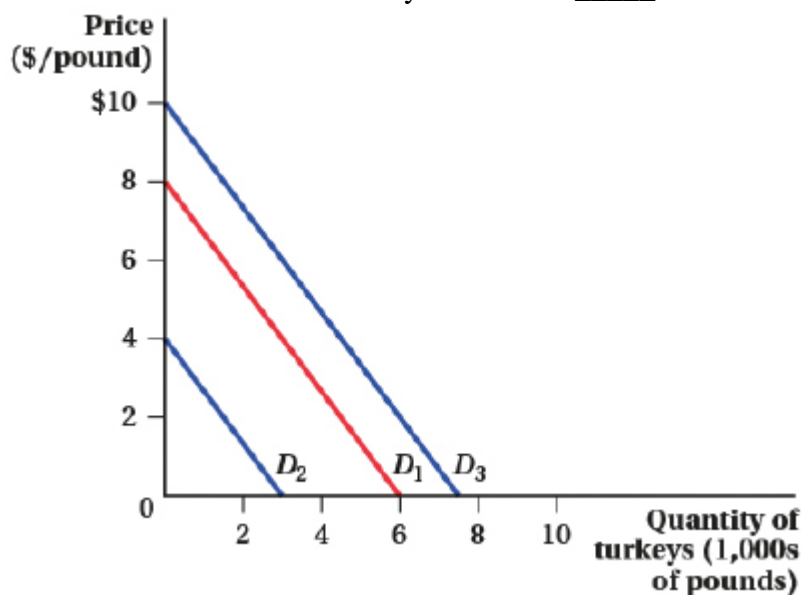
Chapter 02: Supply and Demand



- a. $Q = 0.75 - P$
- b. $Q = 6 - 0.75P$
- c. $Q = 8 - 1.33P$
- d. $P = 6 - 8P$

ANSWER: b

12. (Figure: Price and Quantity of Turkeys I) A salmonella (bacterial disease) outbreak would shift the demand curve for turkey from D_1 to _____, and a discovery that eating turkey reduces muscle fatigue in athletes would shift the demand curve for turkey from D_1 to _____.



- a. $D_2; D_3$
- b. $D_3; D_2$
- c. $D_3; D_3$

Name: _____ Class: _____ Date: _____

Chapter 02: Supply and Demand

d. D_2 ; D_2

ANSWER: a

13. Which of the following will *not* cause demand for apples to increase or decrease?

- a. a reduction in the price of apples
- b. a reduction in the price of a complement for apples
- c. an increase in income
- d. a decrease in the number of consumers in the market

ANSWER: a

14. Which of the following statements is TRUE?

I. As more sellers enter a market, the supply of the product will increase.

II. If input prices increase, the supply of the product will be unaffected because firms pass the higher costs of production to consumers in the form of higher prices.

III. Firms respond to higher prices for their product by offering a larger quantity for sale.

- a. I and II
- b. II and III
- c. I, II, and III
- d. I and III

ANSWER: d

15. Genetically modified soybean seed is an example of a new technology that has increased productivity. As a result, this new technology _____ production costs and _____ the supply of soybeans.

- a. raised; increased
- b. lowered; decreased
- c. lowered; increased
- d. raised; decreased

ANSWER: c

16. Suppose that farmers can use their land to grow and sell soybeans and cotton. Cotton prices have risen. Farmers respond by producing _____ soybeans and _____ cotton.

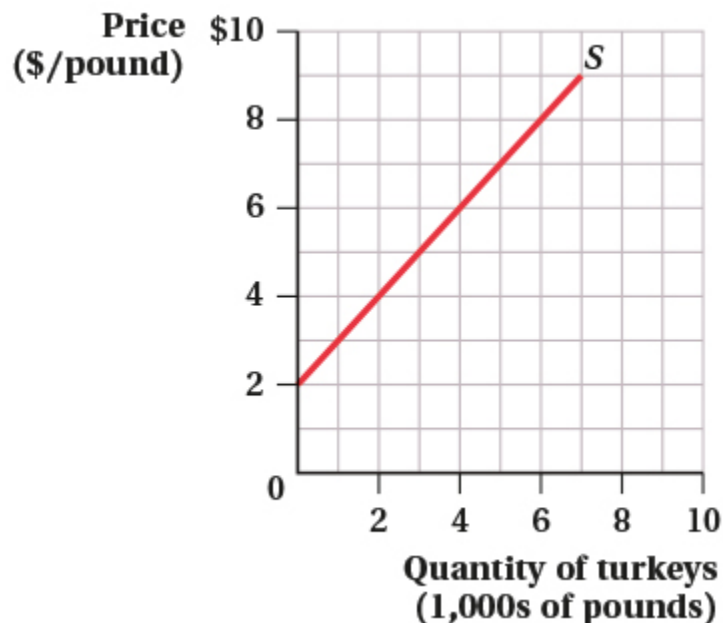
- a. more; less
- b. less; more
- c. more; more
- d. less; less

ANSWER: b

17. (Figure: Price and Quantity of Turkeys II) If the price of turkey is \$4 per pound, _____ pounds of turkey will be offered for sale; if the price of turkey is \$7 per pound, _____ pounds of turkey will be offered for sale.

Name: _____ Class: _____ Date: _____

Chapter 02: Supply and Demand



- a. 2,000; 6,000
- b. 0; 6,000
- c. 2,000; 5,000
- d. 1,000; 5,000

ANSWER: c

18. Suppose that the supply of a good is given by $Q = -50 + 5P$, where Q is the quantity supplied and P is the price measured in dollars per unit. This equation indicates that the quantity supplied increases by _____ units for every dollar increase in price.

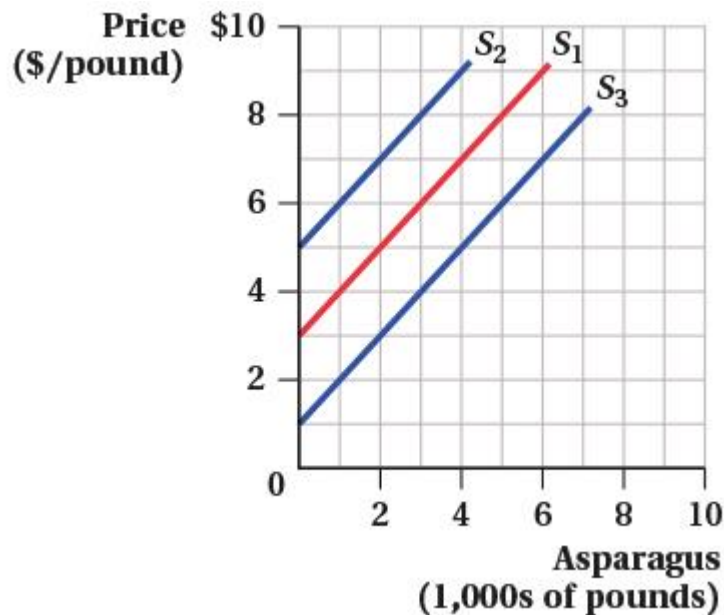
- a. 5
- b. 45
- c. 50
- d. 55

ANSWER: a

19. (Figure: Market for Asparagus I) An increase in quantity supplied could be indicated by:

Name: _____ Class: _____ Date: _____

Chapter 02: Supply and Demand



- a. the supply curve shifting from S_1 to S_2 .
- b. the supply curve shifting from S_1 to S_3 .
- c. movement up and along supply curve S_1 .
- d. the supply curve shifting from S_3 to S_2 .

ANSWER: c

20. If the supply curve is $Q_S = 4P - 4$, then the highest price at which no producer is willing to sell the good (i.e., the supply choke price) is:

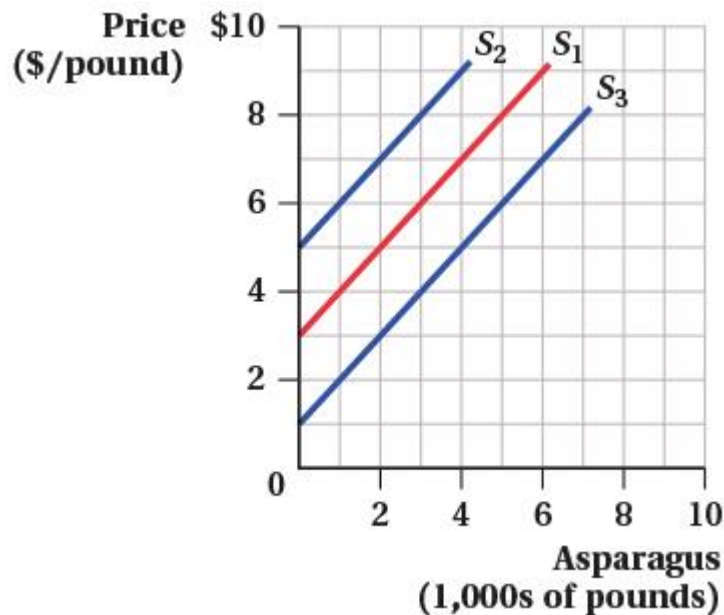
- a. 1.
- b. 4.
- c. 3.
- d. 2.

ANSWER: a

21. (Market for Asparagus I) What could cause the supply curve in the market for asparagus to shift from S_1 to S_2 ?

Name: _____ Class: _____ Date: _____

Chapter 02: Supply and Demand



- a. an increase in the number of asparagus farmers
- b. poor weather conditions that reduce the asparagus harvest
- c. better fertilizers that lower the costs of production
- d. a decrease in the price of asparagus

ANSWER: b

22. In the blackberry market, the quantity demanded is given by $Q^D = 2,600 - 500P$, and the quantity supplied is given by $Q^S = -400 + 100P$. What are the equilibrium price and equilibrium quantity?

- a. \$5 and 100 pounds
- b. \$4.25 and 3,000 pounds
- c. \$2.50 and 900 pounds
- d. \$1.80 and 2,200 pounds

ANSWER: a

23. If the price of crude oil increases and the number of people who own cars falls:

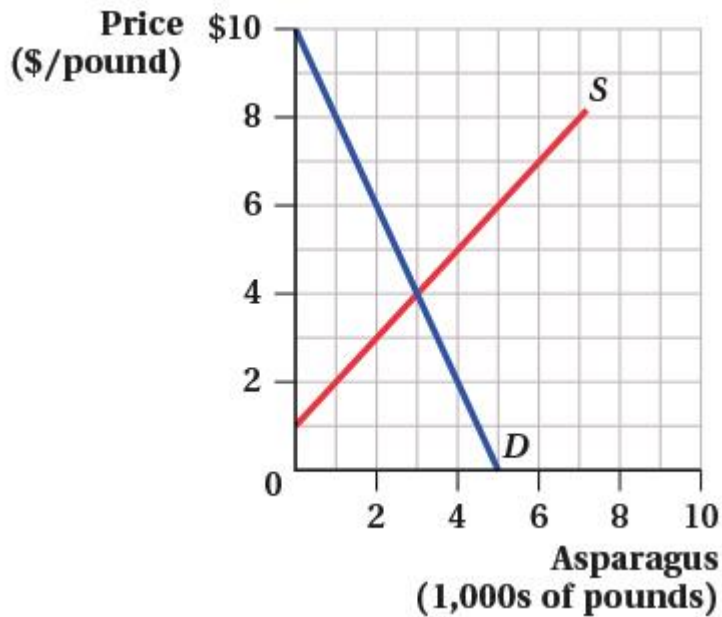
- a. the equilibrium price of gasoline will increase and equilibrium quantity of gasoline will decrease.
- b. the equilibrium price of gasoline will decrease and equilibrium quantity of gasoline will be uncertain.
- c. the equilibrium price of gasoline will be uncertain and equilibrium quantity of gasoline will decrease.
- d. the equilibrium price of gasoline will be uncertain and equilibrium quantity of gasoline will increase.

ANSWER: c

24. (Figure: Market for Asparagus II) At what price does the quantity demanded by consumers equal the quantity supplied by producers?

Name: _____ Class: _____ Date: _____

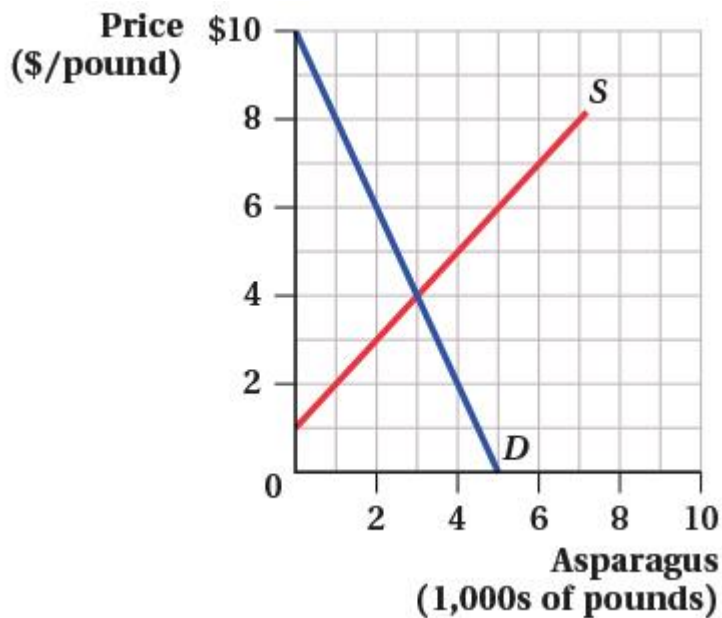
Chapter 02: Supply and Demand



- a. \$5
- b. \$4
- c. \$1
- d. \$3

ANSWER: b

25. (Figure: The Market for Asparagus II) At a price of \$2, there is an excess:



- a. supply of 4,000 pounds.
- b. supply of 3,000 pounds.
- c. demand of 3,000 pounds.

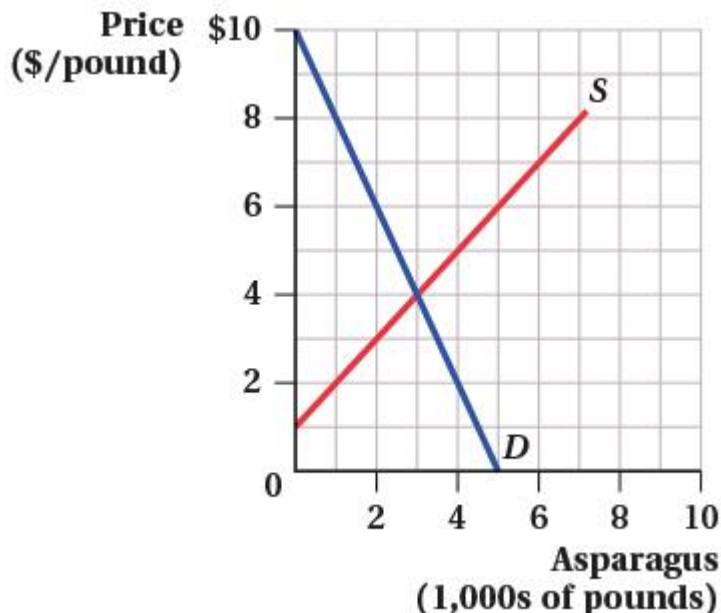
Name: _____ Class: _____ Date: _____

Chapter 02: Supply and Demand

d. demand of 1,000 pounds.

ANSWER: c

26. (Figure: The Market for Asparagus II) An excess supply of 3,000 pounds occurs at a price of:



- a. \$2.
- b. \$5.
- c. \$6.
- d. \$8.

ANSWER: c

27. Suppose that the demand and supply curves for green peas are given by $Q^D = 10 - 8P$ and $Q^S = 2P$, where P is price per pound and Q is measured in thousands of pounds. If the price per pound of peas is \$0.50, the market _____, so the price will _____.

- a. has excess demand of 3,000 pounds; rise
- b. has excess supply of 1,000 pounds; fall
- c. is in equilibrium; remain unchanged
- d. has excess demand of 5,000 pounds; rise

ANSWER: d

28. Suppose that the equilibrium price of blackberries is \$3 per pound, and the price of black raspberries (a substitute for blackberries) increases. What happens in the market for blackberries?

- a. An excess supply of blackberries at \$3 per pound leads to an increase in quantity demanded and a decrease in quantity supplied.
- b. The demand curve for blackberries shifts to the right, resulting in an increase in both the equilibrium price and the quantity.
- c. An excess demand of blackberries at \$3 per pound results in a new equilibrium price that is less than \$3 per pound.

Name: _____ Class: _____ Date: _____

Chapter 02: Supply and Demand

- d. The demand curve for blackberries decreases, reducing the equilibrium price and raising the equilibrium quantity.

ANSWER: b

29. Suppose that we observe a decrease in the price of sunscreen and fewer people buying sunscreen. What could have caused this change?

- a. a violation of the law of demand
- b. a tax on sunscreen manufacturers
- c. a new study documenting that the ingredients in sunscreen are linked to an increased risk of malignant melanoma, a dangerous form of skin cancer
- d. a new production process that reduces the costs of making sunscreen

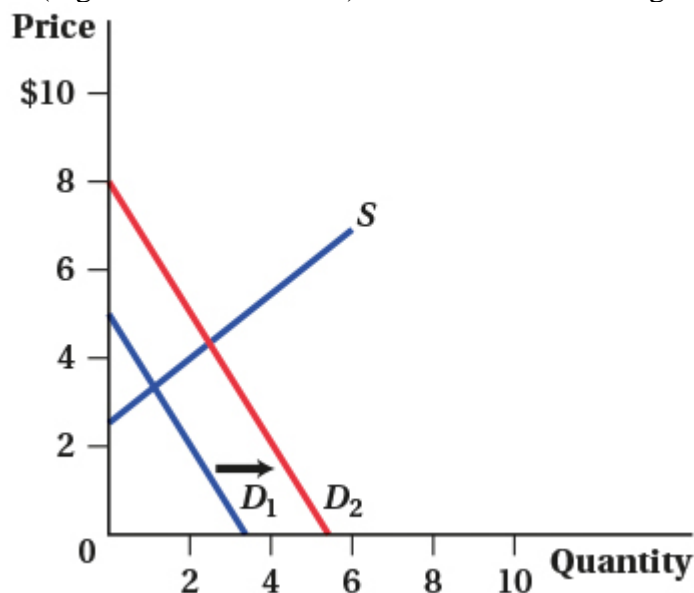
ANSWER: c

30. The Internet has made learning to play a musical instrument easier than ever, with thousands of websites offering free music lessons. What happens in the market for musical instruments as a result of the availability of these free lessons?

- a. The supply curve increases, pushing down the price.
- b. The demand curve shifts out, pushing up the price.
- c. The demand curve shifts out, which in turn causes the supply curve to increase. The overall effect on price is ambiguous.
- d. The price of musical instruments falls, causing an increase in the quantity demanded.

ANSWER: b

31. (Figure: Demand Shift I) Which of the following events could have caused the demand curve to shift?



- I. The price of a substitute good decreased.
- II. The price of a complement good increased.
- III. The income of consumers increased.

Name: _____ Class: _____ Date: _____

Chapter 02: Supply and Demand

IV. The number of buyers in the market increased.

- a. I, II, III, and IV
- b. III and IV
- c. II, III, and IV
- d. I and II

ANSWER: b

32. The market for matsutake mushrooms is characterized by the following demand and supply equations: $Q^D = 100 - P$ and $Q^S = -50 + 2P$, where Q is measured in pounds and P is measured in price per pound. If a new fertilizer increases the quantity supplied by 30 pounds at every price, the equilibrium price changes from _____ to _____.

- a. \$50; \$70
- b. \$100; \$30
- c. \$150; \$110
- d. \$50; \$40

ANSWER: d

33. An increase in input prices causes:

- a. the market supply to shift inward, driving the equilibrium price downward.
- b. the market supply to shift outward, leading to a higher equilibrium price.
- c. the market supply to shift inward, driving the equilibrium price higher.
- d. the supply curve to decrease and the demand curve to decrease.

ANSWER: c

34. In the market for oranges, we observe that the equilibrium price increased and the equilibrium quantity increased. What could have caused this change?

- a. an increase in supply and a decrease in demand
- b. an increase in demand
- c. a decrease in supply
- d. an increase in supply

ANSWER: b

35. According to the Application in Chapter 2, many video game makers in the early 1980s went out of business because:

- a. a large increase in the supply of games lowered the price of video games so much that it made them unprofitable.
- b. a large decrease in the supply of games raised the price of video games so much that consumers stopped buying them.
- c. a large decrease in consumer demand lowered the price of video games so much that it made them unprofitable.
- d. a large increase in consumer demand raised the price of video games to the point that they were no longer affordable.

Name: _____ Class: _____ Date: _____

Chapter 02: Supply and Demand

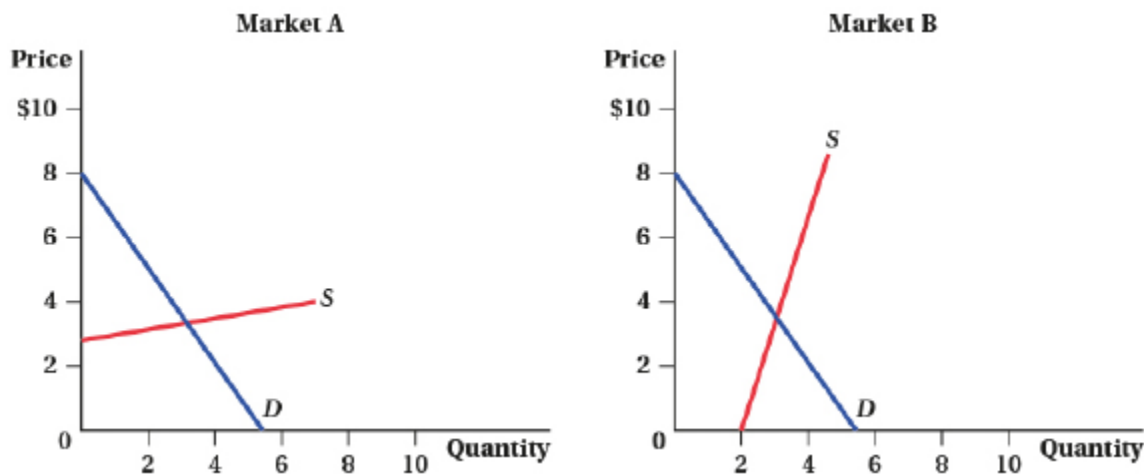
ANSWER: a

36. What happens in the gasoline market if the price of automobiles falls?

- a. The demand for gasoline increases.
- b. The demand for gasoline decreases.
- c. The supply of gasoline increases.
- d. The demand and supply of gasoline increase.

ANSWER: a

37. (Figure: Market Shifts) Suppose that the demand curve in both markets shifts out by the same distance. The change in price will be larger in _____, and the change in quantity will be larger in _____.



- a. market A; market A
- b. market A; market B
- c. market B; market A
- d. market B; market B

ANSWER: c

38. Suppose a fall in consumer income drives down the demand for lobster while a record harvest increases supply. How would these changes affect the equilibrium price and quantity of lobsters?

- a. Both equilibrium price and equilibrium quantity would decrease.
- b. The equilibrium price would fall, but the effect on the equilibrium quantity cannot be predicted.
- c. The equilibrium price would fall and the equilibrium quantity would increase.
- d. The equilibrium quantity would increase, but the effect on price cannot be predicted.

ANSWER: b

39. A decrease in both demand and supply will cause a(n) _____ equilibrium price and a(n) _____ equilibrium quantity.

- a. uncertain effect on; decrease in
- b. increase in; decrease in

Name: _____ Class: _____ Date: _____

Chapter 02: Supply and Demand

- c. increase in; uncertain effect on
- d. decrease in; uncertain effect on

ANSWER: a

40. If a 10% increase in the price of pork reduces quantity demanded by 7%, the price elasticity of demand is:
- a. -1.43.
 - b. -0.14.
 - c. -7.0.
 - d. -0.70.

ANSWER: d

41. Consumers are particularly price-responsive when:
- a. it is difficult to substitute across suppliers and prices are high.
 - b. prices are low and they have little time to change their consumption patterns.
 - c. a product has many substitutes and they have a long time to adjust their consumption.
 - d. there are few substitute goods available for a product, and they have a short time horizon to adjust their consumption.

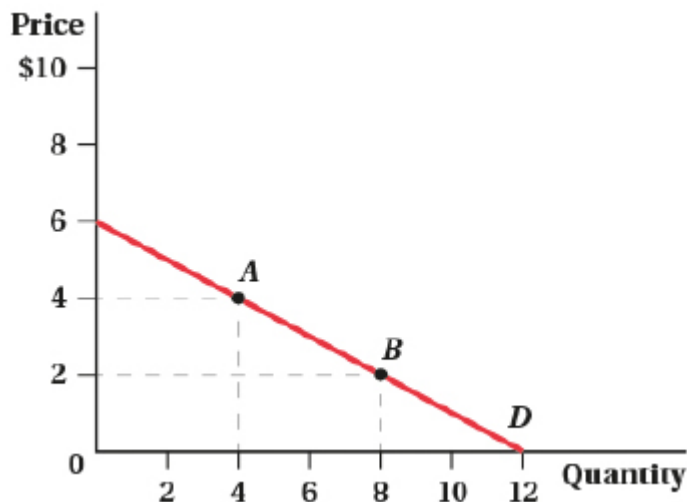
ANSWER: c

42. In market A, a 4% increase in price reduces quantity demanded by 2%. In market B, a 3% increase in price reduces quantity demanded by 4%. The price elasticity of demand in market A and market B are considered _____ and _____, respectively.

- a. elastic; inelastic
- b. inelastic; elastic
- c. perfectly elastic; unit elastic
- d. unit elastic; perfectly inelastic

ANSWER: b

43. (Figure: Price Elasticity of Demand) What is the price elasticity of demand at point A and point B?



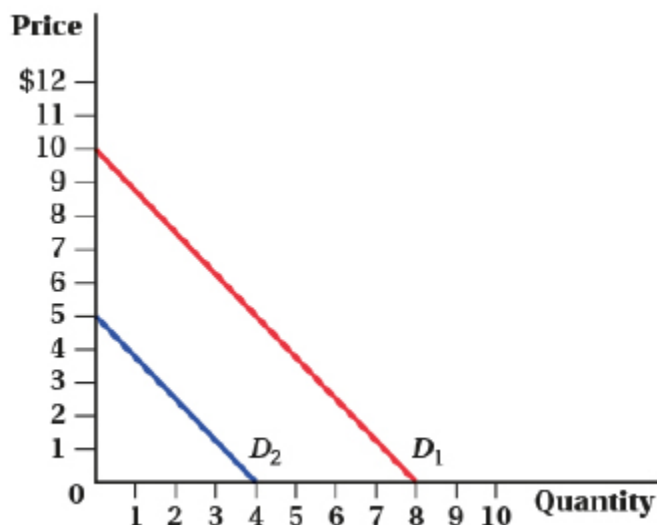
Name: _____ Class: _____ Date: _____

Chapter 02: Supply and Demand

- a. point $A = -2.0$, point $B = -0.50$
- b. point $A = -0.50$, point $B = -0.125$
- c. point $A = -1.0$, point $B = -2.0$
- d. point $A = -2.5$, point $B = -1.5$

ANSWER: a

44. (Figure: Markets and Goods) Assuming the good is a normal good, which of the following statements is TRUE?



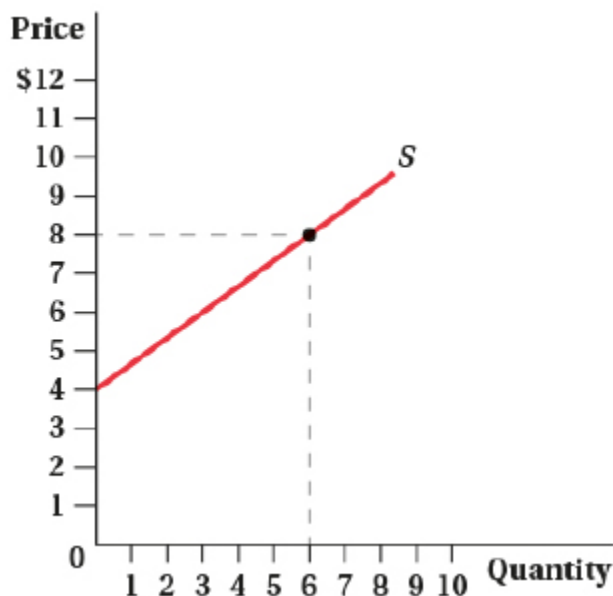
- I. The price of a substitute good decreased.
 - II. The price of a complement good increased.
 - III. The income of consumers increased.
 - IV. The number of buyers in the market increased.
- a. III only
 - b. II and IV
 - c. I, II, III, and IV
 - d. I and II

ANSWER: d

45. (Figure: Price Elasticity of Supply) The price elasticity of supply at \$8 is:

Name: _____ Class: _____ Date: _____

Chapter 02: Supply and Demand



- a. 0.
- b. 0.5.
- c. 2.
- d. 2.5.

ANSWER: c

46. The demand curve for a product is $Q = 50 - 0.5P$. What is the price elasticity of demand at a price of \$60?

- a. -1.50
- b. -1.0
- c. -0.80
- d. -0.25

ANSWER: a

47. The inverse demand curve for eggs is $P = 20 - 0.25Q$. What is the price elasticity of demand at $P = \$4$?

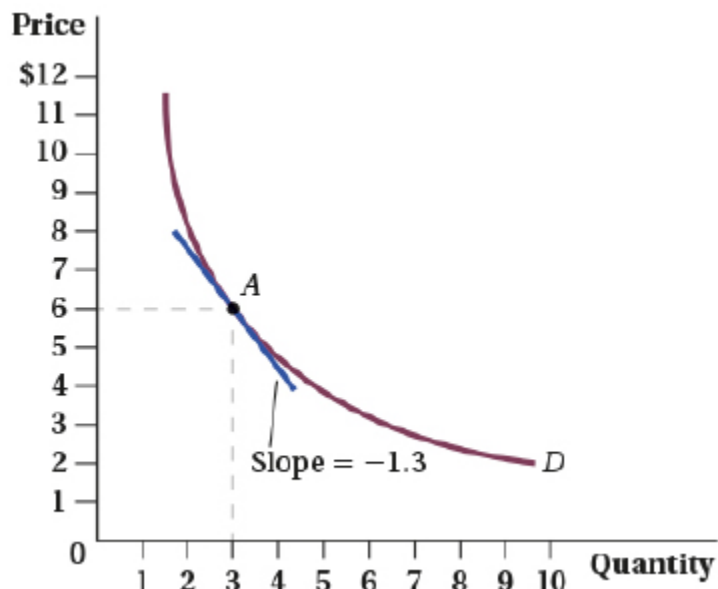
- a. -0.45
- b. -2.0
- c. -4.0
- d. -0.25

ANSWER: d

48. (Figure: Price Elasticity of Demand I) What is the price elasticity of demand at point A?

Name: _____ Class: _____ Date: _____

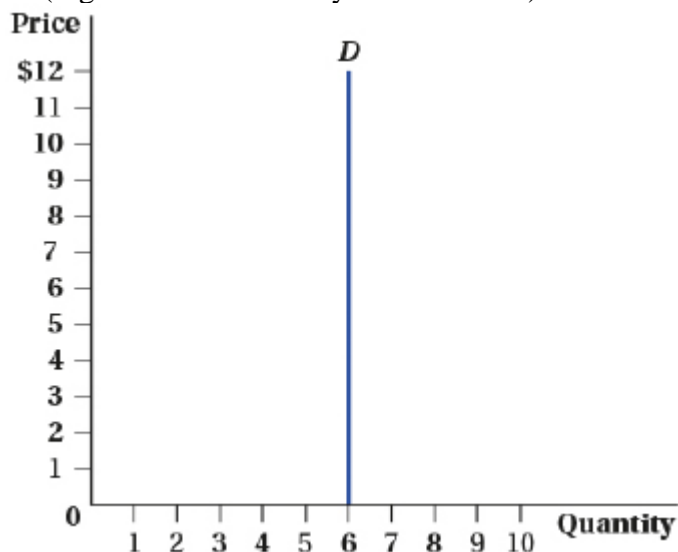
Chapter 02: Supply and Demand



- a. -2.6
- b. -1.54
- c. -0.7
- d. -3.2

ANSWER: b

49. (Figure: Price Elasticity of Demand II) Which of the following statements is TRUE regarding the figure?



- I. The price elasticity of demand is $-\infty$.
 - II. The demand curve is perfectly inelastic.
 - III. An increase in price has no effect on quantity demanded.
- a. I and III
 - b. I, II, and III
 - c. II and III

Name: _____ Class: _____ Date: _____

Chapter 02: Supply and Demand

d. II

ANSWER: c

50. Suppose that the supply of oil to Pittsburgh, Pennsylvania is perfectly elastic. If more people move to Pittsburgh because of its great football and hockey teams, what happens to the equilibrium price and quantity of oil in Pittsburgh?

- a. Both the equilibrium price and the quantity increase.
- b. The equilibrium price increases, but the equilibrium quantity is unchanged.
- c. The equilibrium quantity increases, but the equilibrium price is unchanged.
- d. Both the equilibrium price and the quantity are unchanged.

ANSWER: c

51. The price of baseball tickets increased by 5%, leading to a 3% decrease in the number of tickets sold. Given this specific situation, total expenditures on baseball tickets:

- a. fell.
- b. stayed the same.
- c. increased.
- d. could have increased, decreased, or stayed the same depending on the price elasticity of demand.

ANSWER: c

52. An increase in the price of computer chips causes a decrease in the total revenue of computer chip manufacturers. The price elasticity of demand for computer chips is:

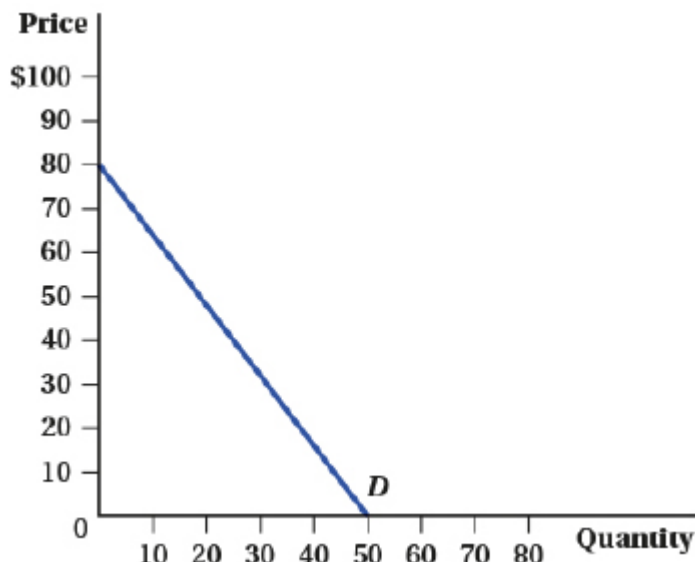
- a. positive and elastic.
- b. inelastic.
- c. elastic.
- d. positive and inelastic.

ANSWER: c

53. (Figure: Total Expenditures) As the price of the product rises from \$0 to \$40, what happens to total expenditures?

Name: _____ Class: _____ Date: _____

Chapter 02: Supply and Demand



- Total expenditures increase, reaching a maximum at a price of \$40.
- Total expenditures remain unchanged.
- Total expenditures decrease, reaching a minimum at a price of \$40.
- Total expenditures first increase and then decrease, as price approaches the midpoint of the demand curve.

ANSWER: a

54. If the inverse demand curve for a good is given by $P = 100 - 4Q$, the price elasticity of demand is elastic at a price of _____ and inelastic at a price of _____.

- \$40; \$60
- \$60; \$50
- \$55; \$35
- \$35; \$30

ANSWER: c

55. The income elasticity of demand for dental services is 2.40, and the income elasticity of demand for nursing homes is 0.90. Based on these estimates, dental services are a(n) _____ and nursing home care is a(n) _____.

- luxury good; normal good
- normal good; inferior good
- inferior good; luxury good
- normal good; luxury good

ANSWER: a

56. If a 5% increase in income increases quantity demanded by 4%, the income elasticity of demand is:

- 1.25.
- 0.80.
- 2.0.
- 0.02.

Name: _____ Class: _____ Date: _____

Chapter 02: Supply and Demand

ANSWER: b

57. Suppose that the cross-price elasticity of demand for movie popcorn with respect to movie tickets is -0.75 . If the price of movie tickets rises by 4%, the quantity demanded of movie popcorn will:

- a. fall by 18.75%.
- b. fall by 5.33%.
- c. rise by 3%.
- d. fall by 3%.

ANSWER: d

58. On some days Gustav makes his own salad for lunch, preferring to use either iceberg or romaine lettuce, topped off with lots of fresh tomatoes. For Gustav, the cross-price elasticity of demand for iceberg lettuce with respect to romaine lettuce is _____, and the cross-price elasticity of demand for iceberg lettuce with respect to tomatoes is _____.

- a. positive; negative
- b. negative; positive
- c. zero; positive
- d. negative; zero

ANSWER: a

59. Suppose that the demand for a product is given by $Q = 25 - 0.25P$. The inverse demand is:

- a. $P = 100 - 4Q$
- b. $P = 25 - 4Q$
- c. $P = 25 - 0.25Q$
- d. $P = 100 + 4Q$

ANSWER: a

60. Suppose that the demand for a product is given by $Q = 25 - 0.25P$. When graphing the inverse demand, the vertical intercept is _____ and the horizontal intercept is _____.

- a. \$25; 125
- b. \$5; 0
- c. \$100; 25
- d. \$125; 0

ANSWER: c

61. Suppose that the demand for a product is given by $Q = 25 - 0.25P$. If the product's price is \$128 per unit, how many units will consumers be willing to buy?

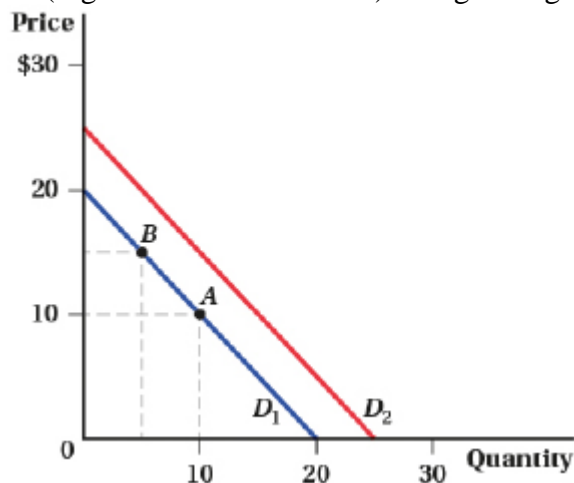
- a. 25
- b. 0
- c. 7
- d. 412

ANSWER: b

Name: _____ Class: _____ Date: _____

Chapter 02: Supply and Demand

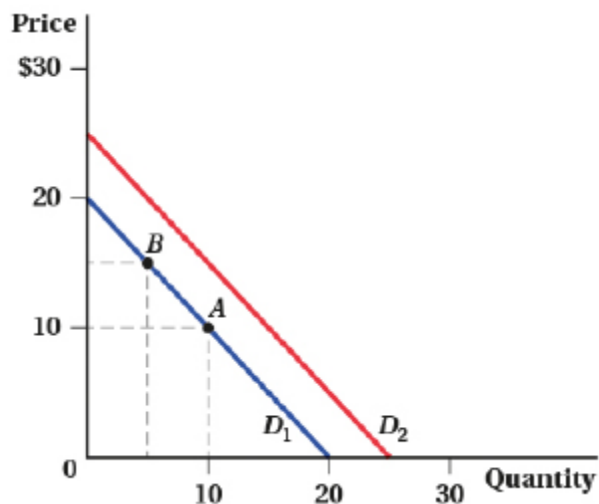
62. (Figure: Demand Shifts II) Using the figure, which factor could cause a movement from point A to point B?



- a. an increase in income
- b. a decrease in income
- c. a decrease in the number of consumers
- d. an increase in the price of the good

ANSWER: d

63. (Figure: Demand Shifts II) Using the figure, which factor could cause the demand curve to shift out from D_1 to D_2 ?



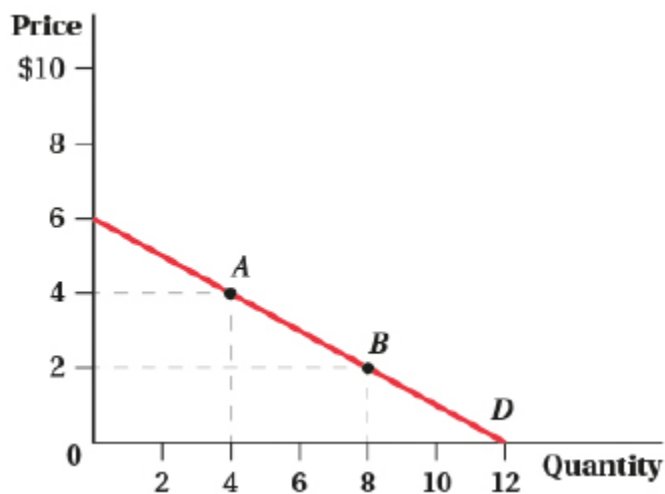
- a. an increase in the price of a complement good
- b. a decrease in the number of consumers
- c. a decrease in the price of a complement good
- d. an decrease in the price of the good

ANSWER: c

64. Given the information in the associated graph, determine the equation for the normal demand.

Name: _____ Class: _____ Date: _____

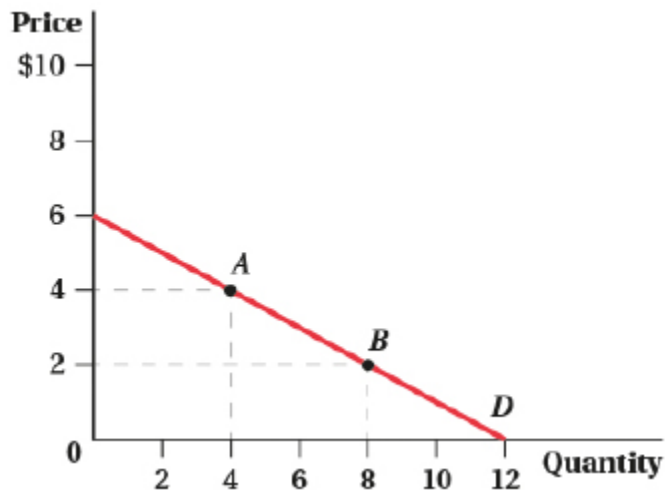
Chapter 02: Supply and Demand



- a. $Q = 12 - 2P$
- b. $Q = 12 - 6P$
- c. $Q = 6 - 2P$
- d. $Q = 12 - 0.5P$

ANSWER: a

65. Given the information in the associated graph, determine the equation for the inverse demand.



- a. $P = 12 - 2Q$
- b. $P = 12 - .5Q$
- c. $P = 6 - 2Q$
- d. $P = 6 - 0.5Q$

ANSWER: d

66. The supply curve of rubber balls is given by $Q = 100P - 10$. What happens to the quantity supplied of rubber balls if the price of rubber balls increases by \$1?

- a. increases by 100

Name: _____ Class: _____ Date: _____

Chapter 02: Supply and Demand

- b. decreases by 100
- c. increases by 10
- d. decreases by 10

ANSWER: a

67. The supply curve of rubber balls is given by $Q = 100P - 10$. Which of the following is the equation for the inverse supply curve?

- a. $P = 10 + 100Q$
- b. $P = 0.1 + 0.01Q$
- c. $P = 100 + 10Q$
- d. $P = 0.1 + 0.1Q$

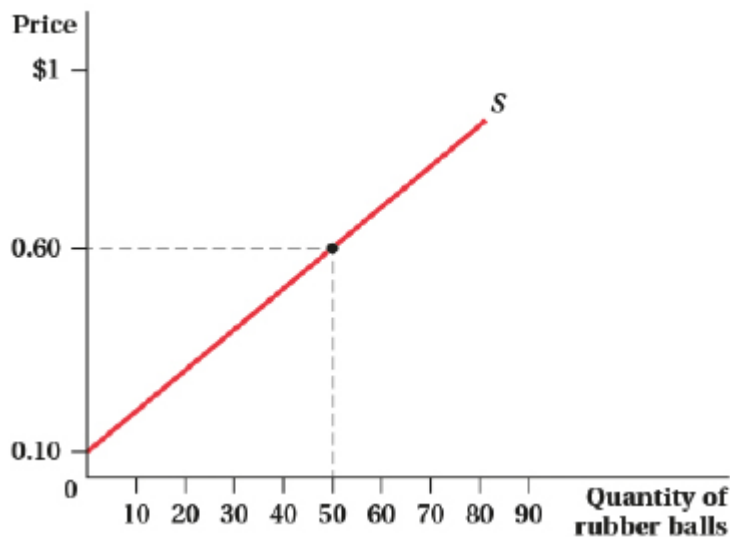
ANSWER: b

68. The normal supply curve is $Q = 12P - 20$. Which of the following is the inverse supply curve?

- a. $P = 20 + 12Q$
- b. $P = 8 + Q$
- c. $P = 1.67 + 0.083Q$
- d. $P = 0.6 + 1.67Q$

ANSWER: c

69. (Figure: Market for Rubber Balls) According to the figure, what is the equation for the normal supply curve?



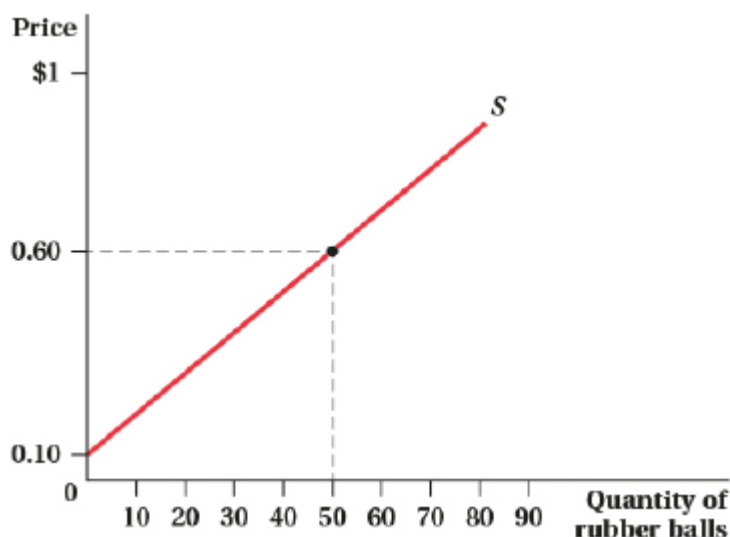
- a. $Q = 100P - 10$
- b. $Q = 100P + 10$
- c. $Q = 10P - 1$
- d. $Q = 0.1P + 10$

ANSWER: a

Name: _____ Class: _____ Date: _____

Chapter 02: Supply and Demand

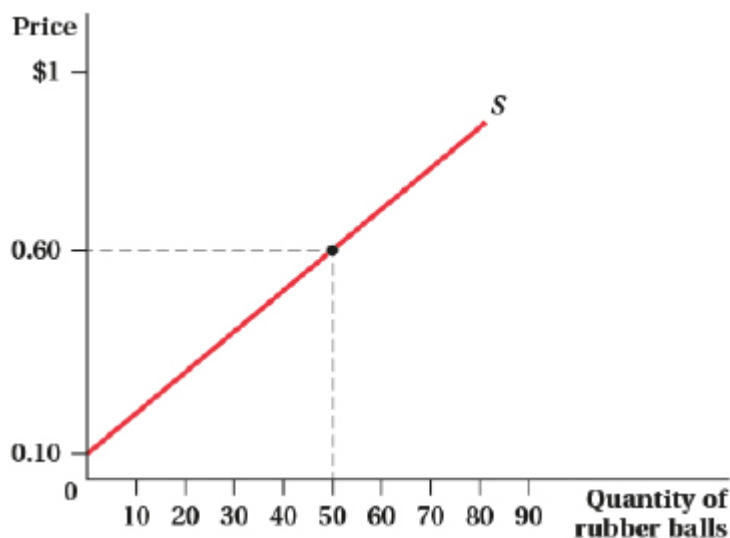
70. (Figure: Market for Rubber Balls) According to the figure, what is the equation for the inverse supply curve?



- a. $P = 0.01Q + 0.10$
- b. $P = Q + 0.10$
- c. $P = 10Q + 100$
- d. $P = 0.1Q + 1$

ANSWER: a

71. (Figure: Market for Rubber Balls) Suppose the price of raw materials falls, leading suppliers to offer ten additional units at every price. What is the equation for the new normal supply curve?



- a. $Q = 110P - 10$
- b. $Q = 100P + 20$
- c. $Q = 10P - 11$
- d. $Q = 100P$

Name: _____ Class: _____ Date: _____

Chapter 02: Supply and Demand

ANSWER: d

72. The inverse supply equation for clay pots is $P = 0.5Q^S + 1$; the inverse demand equation is $P = -2Q^D + 15$. Quantity is in thousands of units. What is the normal supply equation?

- a. $Q = 2P - 2$
- b. $Q = P - 1$
- c. $Q = P - 2$
- d. $Q = 0.5P - 1$

ANSWER: a

73. The inverse supply equation for clay pots is $P = 0.5Q^S + 1$; the inverse demand equation is $P = -2Q^D + 15$. Quantity is in thousands of units. What is the normal demand equation?

- a. $Q = 2P - 15$
- b. $Q = 7.5 - 2P$
- c. $Q = 15 - 2P$
- d. $Q = 7.5 - 0.5P$

ANSWER: d

74. The inverse supply equation for clay pots is $P = 0.5Q^S + 1$; the inverse demand equation is $P = -2Q^D + 15$. Quantity is in thousands of units. What is the equilibrium price?

- a. \$15
- b. \$3.80
- c. \$1.00
- d. \$5.60

ANSWER: b

75. The inverse supply equation for clay pots is $P = 0.5Q^S + 1$; the inverse demand equation is $P = -2Q^D + 15$. Quantity is in thousands of units. What is the equilibrium quantity?

- a. 3,800
- b. 1,000
- c. 5,600
- d. 7,500

ANSWER: c

76. Suppose that the demand and supply curves for a good are given by $Q^D = 1,000/P$ and $Q^S = 10P$. What is the equilibrium price?

- a. \$100
- b. \$10
- c. \$1,000
- d. \$1

ANSWER: b

Name: _____ Class: _____ Date: _____

Chapter 02: Supply and Demand

77. Suppose that the demand and supply curves for a good are given by $Q^D = 1,000/P$ and $Q^S = 10P$. What is the equilibrium quantity?

- a. 1,000
- b. 100
- c. 10
- d. 1

ANSWER: b

78. Suppose that the demand and supply curves for a good are given by $Q^D = 1,000/P$ and $Q^S = 10P$. What is happening in the market at a price of \$2?

- a. There is an excess demand of 480 units.
- b. There is an excess demand of 150 units.
- c. There is an excess supply of 480 units.
- d. There is an excess supply of 150 units.

ANSWER: a

79. Suppose that the demand and supply curves for a good are given by $Q^D = 1,000/P$ and $Q^S = 10P$. What is happening in the market at a price of \$20?

- a. There is an excess demand of 480 units.
- b. There is an excess demand of 150 units.
- c. There is an excess supply of 480 units.
- d. There is an excess supply of 150 units.

ANSWER: d

80. The market for cod liver oil pills is characterized by the demand and supply equations: $Q^D = 100 - 4P$ and $Q^S = -20 + 2P$, where P is the price per bottle and Q is the quantity of bottles. What is the equilibrium price?

- a. \$10
- b. \$20
- c. \$30
- d. \$40

ANSWER: b

81. The market for cod liver oil pills is characterized by the demand and supply equations: $Q^D = 100 - 4P$ and $Q^S = -20 + 2P$, where P is the price per bottle and Q is the quantity of bottles. What is the equilibrium quantity?

- a. 10
- b. 20
- c. 30
- d. 40

ANSWER: b

Name: _____ Class: _____ Date: _____

Chapter 02: Supply and Demand

82. The market for cod liver oil pills is characterized by the demand and supply equations: $Q^D = 100 - 4P$ and $Q^S = -20 + 2P$, where P is the price per bottle and Q is the quantity of bottles. If consumers want to purchase 60 more bottles at any given price, what is the new equilibrium price?

- a. \$10
- b. \$20
- c. \$30
- d. \$40

ANSWER: b

83. The market for cod liver oil pills is characterized by the demand and supply equations: $Q^D = 100 - 4P$ and $Q^S = -20 + 2P$, where P is the price per bottle and Q is the quantity of bottles. If consumers want to purchase 60 more bottles at any given price, what is the new equilibrium quantity?

- a. 10
- b. 20
- c. 30
- d. 40

ANSWER: d

84. In the market for good X, demand is $Q^D = 6,000 - 0.8P$ and supply is $Q^S = 0.4P - 300$. What is the equilibrium price?

- a. \$1,200
- b. \$1,800
- c. \$4,800
- d. \$5,250

ANSWER: d

85. In the market for good X, demand is $Q^D = 6,000 - 0.8P$ and supply is $Q^S = 0.4P - 300$. What is the equilibrium quantity?

- a. 1,200
- b. 1,800
- c. 4,800
- d. 5,250

ANSWER: b

86. In the market for good X, demand is $Q^D = 6,000 - 0.8P$ and supply is $Q^S = 0.4P - 300$. Which of the following is the inverse demand equation?

- a. $P = 6,000 - 0.8Q$
- b. $P = 300 - 0.4Q$
- c. $P = 7,500 - 1.25Q$
- d. $P = 750 - 2.5Q$

Name: _____ Class: _____ Date: _____

Chapter 02: Supply and Demand

ANSWER: c

87. In the market for good X, demand is $Q^D = 6,000 - 0.8P$ and supply is $Q^S = 0.4P - 300$. Which of the following is the inverse supply equation?

- a. $P = 6,000 + 0.8Q$
- b. $P = 300 + 0.4Q$
- c. $P = 7,500 + 1.25Q$
- d. $P = 750 + 2.5Q$

ANSWER: d

88. In the market for good X, demand is $Q^D = 6,000 - 0.8P$ and supply is $Q^S = 0.4P - 300$. Suppose that an increase in consumer income makes consumers willing to pay \$500 more per unit of good X. Also, a technological breakthrough in production makes firms willing to sell good X for \$250 less per unit. What is the new equilibrium price?

- a. \$1,200
- b. \$2,000
- c. \$4,800
- d. \$5,500

ANSWER: d

89. List the four basic assumptions of the supply and demand model.

ANSWER: 1. We examine how supply and demand interact in a single market.
 2. All goods bought and sold in the market are homogeneous.
 3. All goods in the market sell for the same price.
 4. There are many producers and consumers in the market.

90. Two firms, Boeing and Airbus, produce large commercial airplanes. Boeing and Airbus have different flight control systems, with many pilots preferring one system to the other. Also, the Airbus A380, at \$375.3 million, has a double-deck design that can hold up to 840 passengers. The Boeing 747 can hold up to 568 passengers, and it sells for \$317.5 million. What key assumptions of the supply and demand model are violated in the large commercial airplane market?

ANSWER: Three assumptions are violated. First, Boeing and Airbus produce different types of airplanes. Second, Boeing and Airbus planes sell for different prices. Third, there are only two producers of large commercial airplanes, not many.

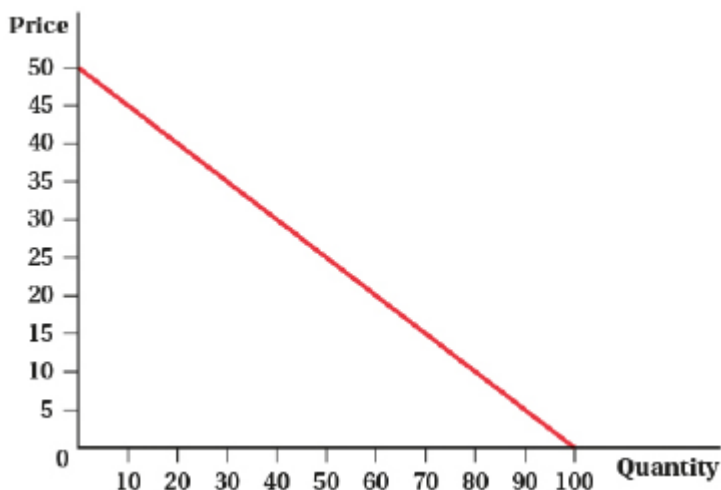
91. Write out an equation for a downward-sloping linear demand curve. Next, graph this demand curve on a well-labeled diagram, showing the numerical values of the vertical and horizontal intercepts.

ANSWER: Answers will vary, but the general form of a demand curve is given by $Q = a - bP$, where parameter a is a positive constant and parameter b is a positive constant. The horizontal intercept is a , and the vertical intercept is a/b .

One example of a demand curve is $Q = 100 - 2P$. The demand curve intersects the quantity axis (horizontal intercept) at 100 and intersects the price axis (vertical intercept) at 50.

Name: _____ Class: _____ Date: _____

Chapter 02: Supply and Demand



92. Suppose that the demand for a product is given by $Q = 25 - 0.25P$.

a. Solve for the inverse demand curve.

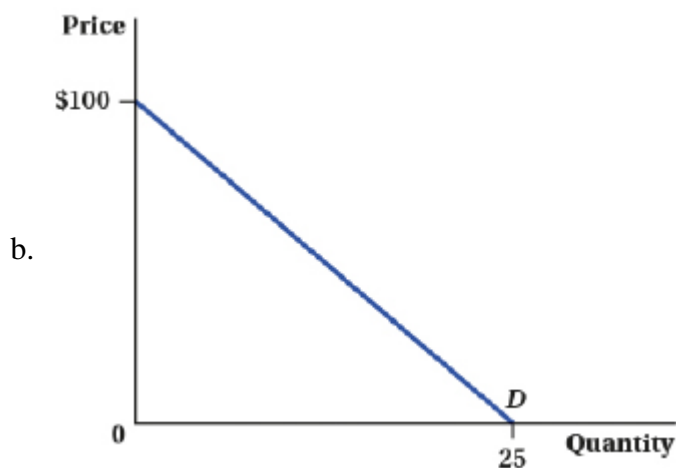
b. Graph the inverse demand curve, showing the numerical values for the vertical and the horizontal intercepts.

c. If the product's price is \$105 per unit, how many units will consumers be willing to buy?

ANSWER: a. Solve the demand equation for these values:

$$0.25P = 25 - Q$$

$$P = 100 - 4Q$$

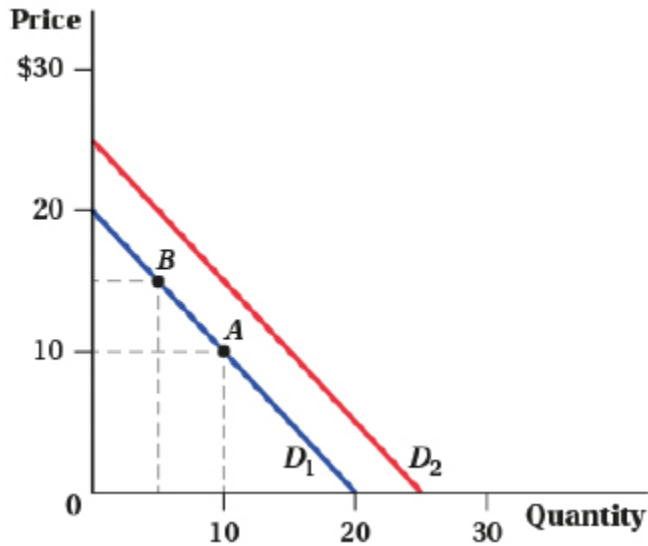


bank: Test Bank

93. (Figure: Demand Shifts II) Use the figure to answer the next set of questions.

Name: _____ Class: _____ Date: _____

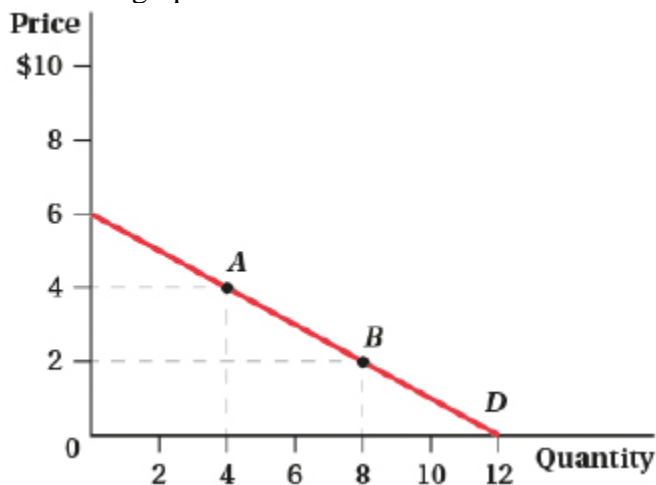
Chapter 02: Supply and Demand



- List the most common factors affecting demand that could cause the movement from point A to point B.
- List the most common factors affecting demand that could cause the demand curve to shift out from D_1 to D_2 .

ANSWER: a. A rise in the good's price is the only factor that could cause movement up and along a given demand curve.
 b. If there is a change in the number of consumers, in consumer income, in consumer tastes, or in the price of other goods, the demand curve shifts out.

94. Determine the equation for both normal and inverse demand equations using the information in the associated graph.



ANSWER: First, since the graph shows a linear demand curve, the generic form of the equation will be $y = mx + b$. To find the inverse demand equation, first replace y with P and x with Q^D to get $P = mQ^D + b$. The y-intercept, b , will be the price when quantity demanded is zero, which we determine from the graph to be \$6, so $P = mQ^D + 6$. Finally, slope is the change in price due to a change in quantity for the inverse demand curve, which in this case is $-6/12$, or -0.5 . Plugging this into the equation leads to the inverse demand equation of $P = -0.5Q^D + 6$. To find the normal demand equation, solve the

Name: _____ Class: _____ Date: _____

Chapter 02: Supply and Demand

inverse demand equation for Q^D :

$$P = -0.5Q^D + 6$$

$$P - 6 = -0.5Q^D$$

$$Q^D = -2P + 12$$

95. The supply curve of rubber balls is given by $Q = 100P - 10$.

a. What happens to the quantity supplied of rubber balls if the price of rubber balls increases by \$1?

b. What is the equation for the inverse supply curve?

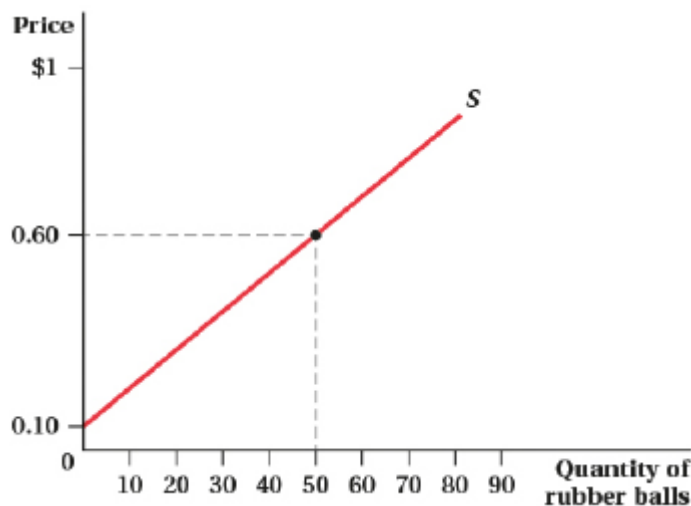
c. Graph the supply curve of rubber balls, showing the quantity supplied at prices of \$0.10 and \$0.60.

ANSWER: a. For every \$1 increase in price, the quantity supplied of rubber balls increases by 100.

b. $-100P = -10 - Q$

$P = 0.10 + Q/100$

c.



96. What is the difference between a change in supply and a change in quantity supplied?

ANSWER: A change in supply refers to the supply curve shifting position, setting up an entirely new relationship between price and quantity supplied. A change in quantity supplied is a movement along a supply curve that is caused by a change in the product's price.

97. The normal supply curve is $Q^S = 12P - 20$. What is the inverse supply curve?

ANSWER: To find the inverse supply curve, solve the normal supply equation for P .

$$Q^S = 12P - 20$$

$$12P = 20 + Q^S$$

$$P = 0.083Q^S + 1.67$$

98. The inverse supply equation for clay pots is $P = 0.5Q^S + 1$; the inverse demand equation is $P = -2Q^D + 15$. Quantity is in thousands of units. What are the normal supply equation, the normal demand equation, and the resulting equilibrium price and quantity?

ANSWER: Solving $P = 0.5Q^S + 1$ for Q^S leads to $Q^S = 2P - 2$; solving $P = -2Q^D + 15$ for Q^D yields $Q^D = -0.5P$

Name: _____ Class: _____ Date: _____

Chapter 02: Supply and Demand

+ 7.5.

Set $Q^D = Q^S$

$$-0.5P + 7.5 = 2P - 2$$

$$2.5P = 9.5$$

$$P = \$3.80$$

$$Q = 2(3.80) - 2 = 5,600$$

99. In the market for cotton, the quantity demanded and quantity supplied are expressed mathematically as $Q^D = 400 - 250P$ and $Q^S = 250P - 100$, where P is the price per pound of cotton.

a. What are the equilibrium price and equilibrium quantity?

b. Graph the demand and supply curves, and include your answers from part a.

ANSWER: a. $Q^D = Q^S$

$$400 - 250P = 250P - 100$$

$$-500P = -500$$

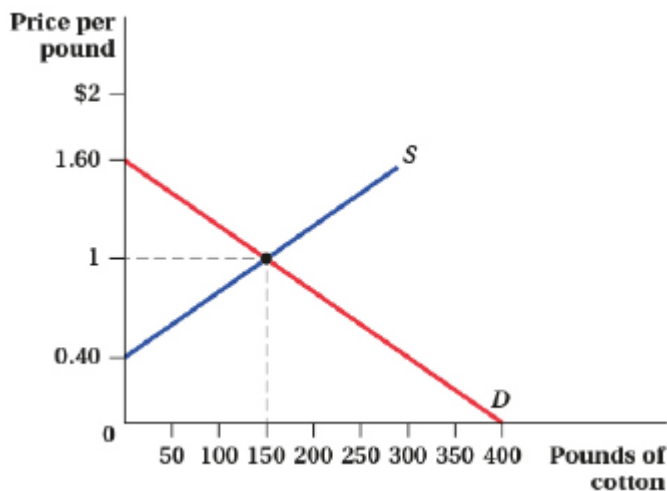
$$P = \$1$$

$$Q^D = 400 - 250(1) = 150$$

$$Q^S = 250(1) - 100 = 150$$

$$P = 1; Q = 150$$

b.



100. Suppose that the demand and supply curves for a good are given by $Q^D = 1,000/P$ and $Q^S = 10P$.

a. What are the equilibrium price and equilibrium quantity?

b. Explain what is happening in the market at a price of \$2.

c. Explain what is happening in the market at a price of \$20.

ANSWER: a. $Q^D = Q^S$

$$1,000/P = 10P.$$

$$P^2 = 100$$

$$P = 10$$

$$Q^D = 1,000/(10) = 100$$

$$Q^S = 10(10) = 100$$

Name: _____ Class: _____ Date: _____

Chapter 02: Supply and Demand

$$P = 10; Q = 100$$

b. There is excess demand of 480 units.

At $P = \$2$, $Q^D = 1,000/(2) = 500$ and $Q^S = 10(2) = 20$, giving an excess demand of 480.

c. There is an excess supply of 150 units.

At $P = \$20$, $Q^D = 1,000/(20) = 50$ and $Q^S = 10(20) = 200$, giving an excess supply of 150.

101. Suppose that the demand and supply curve for a good are given by $Q^D = 90 - P$ and $Q^S = 4P - 10$.

a. What are the equilibrium price and equilibrium quantity?

b. At what price is there an excess demand of 50 units?

ANSWER: a. $Q^D = Q^S$

$$90 - P = 4P - 10.$$

$$-5P = -100$$

$$P = \$20$$

$$Q^D = 90 - 20 = 70$$

$$Q^S = 4(20) - 10 = 70$$

$$P = 20; Q = 70$$

b. At $P = 10$, $Q^D = 90 - 10 = 80$ and $Q^S = 4(10) - 10 = 30$, giving excess demand of 50.

102. How are the following events likely to affect equilibrium price and equilibrium quantity in the maple syrup market?

a. The price of pancake mix doubles.

b. Academic scientists claim that consuming maple syrup raises good cholesterol.

c. Sap streak disease spreads throughout North America, killing tens of thousands of maple trees.

d. The price of a popular pancake syrup made with corn syrup, not maple syrup, increases.

ANSWER: a. A rise in the price of a complement will cause a decrease in demand, leading to a decrease in the equilibrium price and quantity.

b. A positive change in consumer tastes will cause an increase in demand, leading to an increase in the equilibrium price and quantity.

c. The production of maple syrup will be reduced (a decrease in supply), leading to an increase in the equilibrium price and a decrease in the equilibrium quantity.

d. A rise in the price of a substitute good will cause an increase in demand, leading to an increase in the equilibrium price and quantity.

103. The market for cod liver oil pills is characterized by the following demand and supply equations: $Q^D = 100 - 4P$ and $Q^S = -20 + 2P$, where P is the price per bottle and Q is the quantity of bottles.

a. What are the equilibrium price and quantity?

b. If consumers want to purchase 60 more bottles at any given price, what are the new equilibrium price and quantity?

ANSWER: a. Set $Q^D = Q^S$ and solve for P .

$$100 - 4P = -20 + 2P$$

$$-6P = -120$$

$$P = 20$$

$$Q = 100 - 4(20) = 20$$

Name: _____ Class: _____ Date: _____

Chapter 02: Supply and Demand

b. The demand equation is now $Q^D = 160 - 4P$. Set $Q^D = Q^S$ and solve for P .

$$160 - 4P = -20 + 2P$$

$$-6P = -180$$

$$P = 30$$

$$Q = 160 - 4(30) = 40$$

104. Using well-labeled supply and demand curves, show how the following events will affect the market for the metal lead.

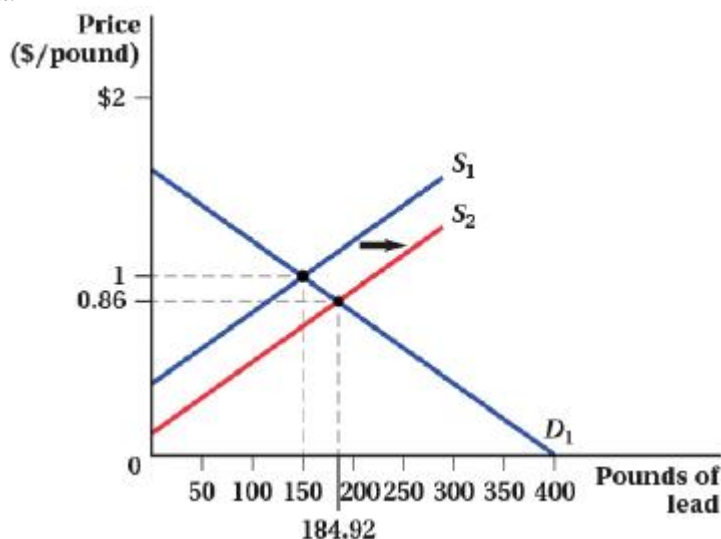
a. A large deposit of lead is found in Australia.

b. Millions of people who were recently lifted out of poverty buy new cars that use lead acid batteries.

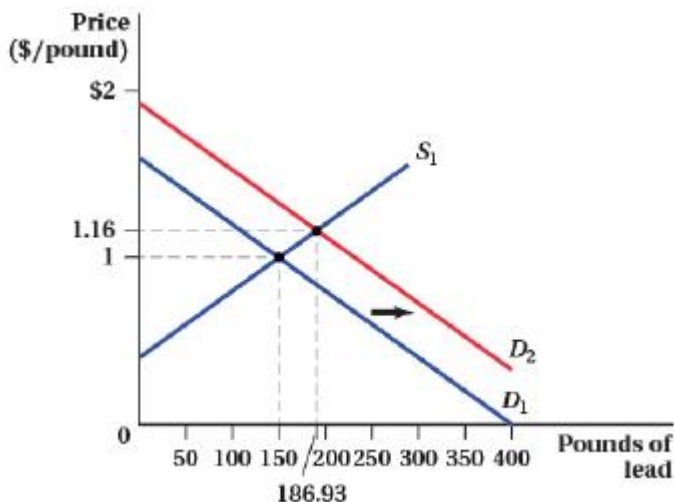
c. The Environmental Protection Agency bans the use of lead ammunition because of environmental concerns.

d. A new production technology reduces the cost of removing lead from ore.

ANSWER: a.



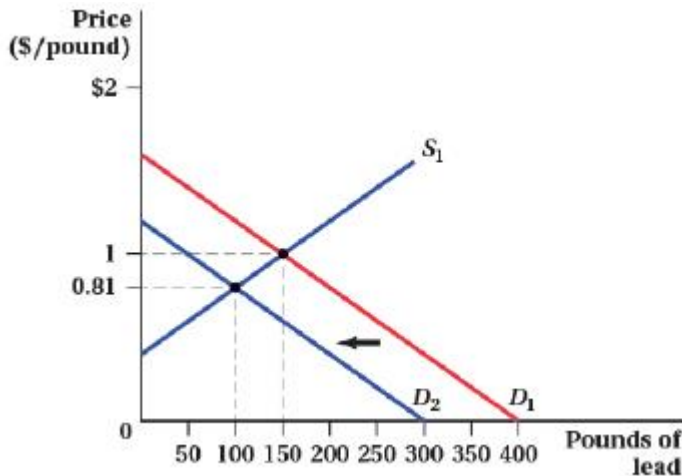
b.



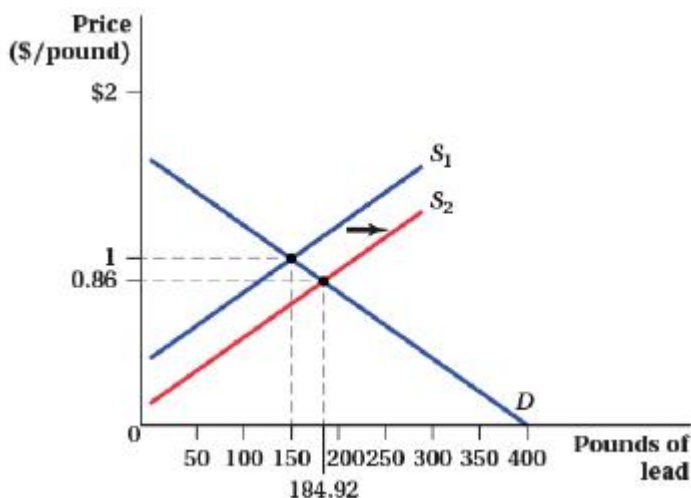
Name: _____ Class: _____ Date: _____

Chapter 02: Supply and Demand

c.



d.



105. According to political journalist Michael Kinsley, "The price of oil shoots up; we start using less; reduced demand sends the price down; we start using more; pretty soon it's shooting up again." Explain whether you agree or disagree with Kinsley's assessment of oil markets.

ANSWER: Disagree. Kinsley is confusing movements along the demand curve with shifts of the demand curve.

106. In each of the following cases, predict what will happen to the equilibrium price and quantity.

- More sellers enter the market and consumer income decreases. The good is a normal good.
- The price of a substitute good increases and sellers' options in other markets become less profitable.
- A drought reduces the cotton harvest and cotton clothing falls out of favor with consumers.
- The price of inputs in production rises and the price of a complement good falls.

ANSWER: a. An increase in supply and decrease in demand will cause the price to fall, with an indeterminate effect on quantity.
 b. An increase in demand and supply will cause the quantity to rise, with an indeterminate effect on price.

Name: _____ Class: _____ Date: _____

Chapter 02: Supply and Demand

- c. A decrease in supply and demand will cause the quantity to fall, with an indeterminate effect on price.
- d. A decrease in supply and an increase in demand will cause the price to rise, with an indeterminate effect on quantity.

107. In the market for good X, demand is $Q^D = 6,000 - 0.8P$ and supply is $Q^S = 0.4P - 300$.

- a. What are the equilibrium price and quantity?
- b. Solve for the inverse demand and inverse supply equations.
- c. Suppose that an increase in consumer income makes consumers willing to pay \$500 more per unit of good X. Also, a technological breakthrough in production makes firms willing to sell good X for \$500 less per unit. What are the new equilibrium price and quantity?

ANSWER: a. $Q^D = Q^S$
 $6,000 - 0.8P = 0.4P - 300$
 $-1.2P = -6,300$
 $P = \$5,250$
 $Q^D = 6,000 - 0.8(5,250) = 1,800$
 $Q^S = 0.4(5,250) - 300 = 1,800$
 $P = \$5,250; Q = 1,800$

b. Inverse demand:

$$Q^D = 6,000 - 0.8P$$

$$0.8P = 6,000 - Q^D$$

$$P = 7,500 - 1.25Q^D$$

Inverse supply:

$$Q^S = 0.4P - 300$$

$$-0.4P = -300 - Q^S$$

$$P = 2.5Q^S + 750$$

c. The new inverse demand equation is $P = 8,000 - 1.25Q^D$, and the new inverse supply equation is $P = 2.5Q^S + 250$.

Set $P = P$

$$8,000 - 1.25Q^D = 2.5Q^S + 250 - 3.75P = 7,750$$

$$Q = 2,066.67$$

$$P = 8,000 - 1.25(2,066.67) = \$5,416.66$$

$$P = 2.5(2,066.67) + 250 = \$5,416.66$$

$$P = \$5,416.66; Q = 2,066.67$$

108. Assume that the demand equation for exercise watches, such as the Fitbit, is $Q^D = 2,200 - 15P$ and the supply equation is $Q^S = 15P - 800$. Calculate the equilibrium price and equilibrium quantity in this market.

ANSWER: To find equilibrium price and quantity, set $Q^D = Q^S$ and solve for P :

$$Q^D = Q^S$$

$$2,200 - 15P = 15P - 800.$$

Name: _____ Class: _____ Date: _____

Chapter 02: Supply and Demand

$$30P = 3,000$$

$$P = 100$$

$$Q = 2,200 - 15(100) = 700$$

109. Assume that the demand equation for exercise watches, such as the Fitbit, is $Q^D = 2,200 - 15P$ and the supply equation is $Q^S = 15P - 800$. After a favorable study shows that using exercise watches significantly reduces users' weights, quantity demanded increases by 300 at every price. The new equilibrium price will be _____ and the new equilibrium quantity will be _____.

ANSWER: The new demand curve will be $Q^D = 2,500 - 15P$. To find the new equilibrium price and quantity, set $Q^D = Q^S$ and solve for P :

$$Q^D = Q^S$$

$$2,500 - 15P = 15P - 800$$

$$30P = 3,300$$

$$P = 110$$

$$Q = 2,500 - 15(110) = 850$$

110. Suppose the inverse demand for a good is given by $P = 6 - Q$.

a. What is the price elasticity of demand at $P = \$3$? Is demand elastic at this price?

b. If consumers are willing to pay \$2 more per unit, what is the price elasticity of demand at $P = \$3$? Is demand elastic at this price?

ANSWER: a. Price elasticity = -1 . Demand is unit elastic.

b. Price elasticity of demand = -0.60 . Demand is inelastic.

111. Answer the following questions about price elasticity of demand.

a. The price elasticity of demand for Major League Baseball tickets is -0.50 . What happens to the quantity of tickets sold if ticket prices rise by 5%?

b. The price elasticity of demand for fried chicken is -1.12 . What happens to expenditures on fried chicken following a price increase?

c. Suppose the demand for insulin is given by $Q^D = 1,000$. What is the price elasticity of demand at $P = \$100$?

d. What will happen to the price elasticity of demand if there are more substitute goods available?

ANSWER: a. The quantity of tickets sold will decrease by 2.5% (5×-0.50).

b. Because demand is elastic, an increase in price will cause a reduction of expenditures.

c. This demand curve is vertical (perfectly inelastic), so the price elasticity of demand is zero.

d. The good will become more price elastic.

112. The demand and supply curves for a good are given by $Q^D = 50 - 2P$ and $Q^S = P - 1$.

a. Calculate the price elasticity of demand at the equilibrium price.

b. Calculate the price elasticity of supply at the equilibrium price.

c. What would happen to consumer expenditures on the good if firms must pay higher prices for their inputs in production?

ANSWER: a. $Q^D = Q^S$

$$50 - 2P = P - 1$$

$$-3P = -51$$

Name: _____ Class: _____ Date: _____

Chapter 02: Supply and Demand

$$P = 17$$

$$Q^D = 50 - 2(17) = 16$$

$$Q^S = 17 - 1 = 16$$

The equilibrium price is \$17 and equilibrium quantity is 16.

The price elasticity of demand = $-2 \times 17/16 = -2.13$.

113. Consider the following questions on elasticity:

- If a 3% increase in income leads to a 1% increase in the quantity purchased, what is the income elasticity of demand? Is the good an inferior good?
- The price of good Y decreases by 15% and the quantity sold of good X increases by 4%. What is the cross-price elasticity of demand for good X with respect to good Y? How are good X and good Y related?
- The demand equation is $Q^D = 15 - P$. What is the price elasticity of demand at $P = \$6$?

ANSWER: a. Income elasticity of demand = $1/3 = 0.33$. The sign is positive, so it is a normal good.

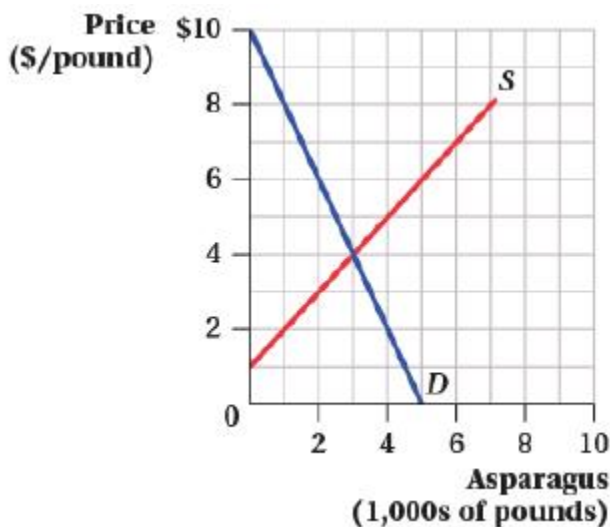
b. Cross-price elasticity of demand is $4/-15 = -0.27$. The sign is negative, so the goods are complements.

c. The price elasticity of demand is $-1(6/9) = -0.67$.

114. Suppose your company is faced with the demand curve: $Q^D = 600 - 100P$. The price elasticity of demand, E^D , at a price of \$5 equals _____, and the price elasticity of demand, E^D , at a price of \$1 equals _____.

ANSWER: The price elasticity of demand, E^D , at a price of \$5: $E^D = -100 \times (5/100) = -5$. The price elasticity of demand at a price of \$1: $E^D = -100 \times (1/500) = -0.2$.

115. (Figure: Market for Asparagus) In the market for asparagus, consumer income rises by 10%, leading to the new demand curve, $Q^D = -0.5P + 6.5$. What is the income elasticity of demand between the old and new equilibrium prices?



ANSWER: Based on the graph, the original equilibrium is \$4 and 3,000. By the new demand curve of $Q^D = -0.5P + 6.5$ and original supply curve of $Q^S = P - 1$, the new equilibrium will be \$5 and 4,000

Name: _____ Class: _____ Date: _____

Chapter 02: Supply and Demand

pounds. The quantity rose by 33% because of the 10% increase in income. This implies that the income elasticity will be $E_I^D = \%DQ/\%DI = 0.33/0.10 = 3.3$, so the product is a luxury item.

116. The inverse supply equation for clay pots is $P = 0.5Q^S + 1$; the inverse demand equation is $P = -2Q^D + 15$. Quantity is in thousands of units. Which is more elastic at a price of \$3.80, demand or supply? Round your answers to four decimal places.

ANSWER: To calculate the elasticity of demand:

$$E^D = \{[1/\text{slope}] \times [DP/DQ^D]\} = \{(1/-2) \times (3.80/5.60)\} = -0.3393$$

To find elasticity of supply:

$$E^S = \{[1/\text{slope}] \times [DP/DQ^S]\} = \{(1/-0.5) \times (3.80/5.60)\} = 1.3571$$

Since $|E^D| < E^S$, the supply curve is more elastic at a price of \$3.80.

117. Assume that the elasticity of supply is 1.59. If the price of the product increases by 10%, by how much do we expect the quantity supplied to increase?

ANSWER: An elasticity of supply equal to 1.59 is interpreted as a 1% change in price being expected to lead to a 1.59% change in quantity supplied. This can be scaled further to say that a 10% change in price is expected to lead to a 1.59×10 or 15.9% change in quantity supplied.

Name: _____ Class: _____ Date: _____

Chapter 02: Calculus Problems

1. To test whether the law of demand holds using calculus, you should:

- take the partial derivative of quantity demanded Q^D with respect to P and conclude that the law of demand holds if this derivative is positive at the market price.
- take the partial derivative of quantity demanded Q^D with respect to P and conclude that the law of demand holds if this derivative is negative at the market price.
- take the derivative of P with respect to quantity demanded Q^D and conclude that the law of demand holds if this derivative is positive at the market price.
- take the derivative of P with respect to quantity demanded Q^D and conclude that the law of demand holds if this derivative is negative at the market price.

ANSWER: b

2. Suppose that the market demand curve for sunflowers is a function of the price of sunflowers, the price of roses, and income. If the partial derivative of quantity demanded of sunflowers with respect to the price of roses is negative, sunflowers and roses are:

- substitutes.
- complements.
- normal goods.
- inferior goods.

ANSWER: b

3. Suppose that the market demand curve for sunflowers is a function of the price of sunflowers, the price of roses, and income. If the partial derivative of quantity demanded of sunflowers with respect to income is negative,:

- sunflowers are a normal good.
- roses are a normal good.
- sunflowers are an inferior good.
- roses are an inferior good.

ANSWER: c

4. Suppose that the market demand curve for cauliflower is a function of the price of cauliflower, the price of broccoli, and income. If the partial derivative of quantity demanded of cauliflower with respect to the price of broccoli is positive, cauliflower and broccoli are:

- substitutes.
- complements.
- normal goods.
- inferior goods.

ANSWER: a

5. Suppose that the market demand curve for cauliflower is a function of the price of cauliflower, the price of broccoli, and income. If the partial derivative of quantity demanded of cauliflower with respect to income is positive,:

- neither cauliflower nor broccoli is a normal good.

Name: _____ Class: _____ Date: _____

Chapter 02: Calculus Problems

- b. cauliflower and broccoli are both normal goods.
- c. broccoli is a normal good.
- d. cauliflower is a normal good.

ANSWER: d

6. To test whether the law of supply holds using calculus, you should:

- a. take the partial derivative of quantity supplied Q^S with respect to P and conclude that the law of supply holds if this derivative is positive at the market price.
- b. take the partial derivative of quantity supplied Q^S with respect to P and conclude that the law of supply holds if this derivative is negative at the market price.
- c. take the derivative of P with respect to quantity supplied Q^S and conclude that the law of supply holds if this derivative is positive at the market price.
- d. take the derivative of P with respect to quantity supplied Q^S and conclude that the law of supply holds if this derivative is negative at the market price.

ANSWER: a

7. In the standard model, we expect the partial derivative of quantity supplied with respect to input price to be:

- a. positive.
- b. negative.
- c. either positive or negative.
- d. Cannot make a clear determination with the given information.

ANSWER: b

8. Suppose the demand for fabric softener can be described as $Q^D = 1,000 - P + 0.01I$, where Q^D is the quantity of fabric softener demanded, P is the price of fabric softener, and I is income. Suppose that income is initially 1,000, but it falls to 800. The *new* equation for the demand for fabric softener is:

- a. $800 - P + 0.01I$, and demand has shifted to the left.
- b. $800 - P + 0.01I$, and demand has shifted to the right.
- c. $1,080 - P$, and demand has shifted to the left.
- d. $1,080 - P$, and demand has shifted to the right.

ANSWER: c

9. Suppose the demand for fabric softener can be described as $Q^D = 800 - P - P_D$, where Q^D is the quantity of fabric softener demanded, P is the price of fabric softener, and P_D is the price of laundry detergent. Suppose that the price of detergent is initially 10 but increases to 15. The *new* equation for the demand of fabric softener is:

- a. $785 - P$, and demand has shifted to the left.
- b. $785 - P$, and demand has shifted to the right.
- c. $815 - P$, and demand has shifted to the left.
- d. $815 - P$, and demand has shifted to the right.

Name: _____ Class: _____ Date: _____

Chapter 02: Calculus Problems

ANSWER: a

10. Suppose that the inverse demand curve for energy drinks can be expressed as $P = 10 - Q^{0.5}$. The price elasticity of demand at a quantity of 25 is:

- a. -0.5.
- b. 0.5.
- c. -2.
- d. 2.

ANSWER: c

11. For an elastic demand function, the derivative of the revenue function with respect to price is:

- a. positive.
- b. negative.
- c. zero.
- d. infinite.

ANSWER: b

12. Suppose that the extended market demand curve for maple syrup can be expressed as $Q^D = 1,200 - 0.5P - 9P_p + 0.01I$, where P_p is the price of pancake batter and I is income. Which of the following is true for this extended market demand?

- a. Pancake batter and maple syrup are substitute goods because the partial derivative of the extended market demand with respect to the price of pancake batter is negative.
- b. Pancake batter and maple syrup are substitute goods because the partial derivative of the extended market demand with respect to the price of pancake batter is positive.
- c. Pancake batter and maple syrup are complement goods because the partial derivative of the extended market demand with respect to the price of pancake batter is positive.
- d. Pancake batter and maple syrup are complement goods because the partial derivative of the extended market demand with respect to the price of pancake batter is negative.

ANSWER: d

13. Suppose that the extended market demand curve for maple syrup can be expressed as $Q^D = 1,200 - 0.5P - 9P_p + 0.01I$, where P_p is the price of pancake batter and I is income. Which of the following is true for this extended market demand?

- a. Maple syrup is a normal good because the partial derivative of the extended market demand with respect to income is negative.
- b. Maple syrup is a normal good because the partial derivative of the extended market demand with respect to income is positive.
- c. Maple syrup is an inferior good because the partial derivative of the extended market demand with respect to income is negative.
- d. Maple syrup is an inferior good because the partial derivative of the extended market demand with respect to income is positive.

ANSWER: a

Name: _____ Class: _____ Date: _____

Chapter 02: Calculus Problems

14. Suppose that the market demand and supply curves for granola bars are represented by the equations:

$$Q^D = 7,000 - 120P$$

$$Q^S = -50 + 20P$$

where Q^D is the quantity demanded, Q^S is the quantity supplied, and P is the price. Which of the following is true for these market demand and supply curves?

- a. The law of demand holds because the derivative of the demand with respect to price is -120.
- b. The law of demand holds because the derivative of the demand with respect to price is 20.
- c. The law of demand does not hold because the derivative of the demand with respect to price is -120.
- d. The law of demand does not hold because the derivative of the demand with respect to price is 20.

ANSWER: a

15. Suppose that the market demand and supply curves for granola bars are represented by the equations:

$$Q^D = 7,000 - 120P$$

$$Q^S = -50 + 20P$$

where Q^D is the quantity demanded, Q^S is the quantity supplied, and P is the price. Which of the following is true for these market demand and supply curves?

- a. The law of supply holds because the derivative of the demand with respect to price is -120.
- b. The law of supply holds because the derivative of the demand with respect to price is 20.
- c. The law of supply does not hold because the derivative of the demand with respect to price is -120.
- d. The law of supply does not hold because the derivative of the demand with respect to price is 20.

ANSWER: b

16. Suppose that the inverse demand curve for a well-known sports car can be expressed as $P = 100,000 - 2Q^2$, where price is in dollars and quantity is in numbers of cars. What is the price elasticity of demand at a quantity of 100?

- a. -1
- b. -2
- c. 1
- d. 2

ANSWER: b

17. Suppose that the inverse demand curve for a well-known sports car can be expressed as $P = 100,000 - 2Q^2$, where price is in dollars and quantity is in numbers of cars. What is true about the demand for these sports cars at a quantity of 100?

- a. Demand is inelastic because the absolute value is greater than 0 and less than 1.
- b. Demand is inelastic because the absolute value is greater than 1.
- c. Demand is elastic because the absolute value is greater than 0 and less than 1.
- d. Demand is elastic because the absolute value is greater than 1.

ANSWER: d

Name: _____ Class: _____ Date: _____

Chapter 02: Calculus Problems

18. Suppose that the inverse demand curve for a well-known sports car can be expressed as $P = 100,000 - 2Q^2$, where price is in dollars and quantity is in numbers of cars. What is true about the demand for these sports cars at a quantity of 200?

- a. Demand is inelastic because the absolute value is greater than 0 and less than 1.
- b. Demand is inelastic because the absolute value is greater than 1.
- c. Demand is elastic because the absolute value is greater than 0 and less than 1.
- d. Demand is elastic because the absolute value is greater than 1.

ANSWER: a

19. Suppose that the demand curve for a new product can be expressed as $Q^D = 900 - 3P$. At what price is total expenditure maximized?

- a. \$900
- b. \$450
- c. \$300
- d. \$150

ANSWER: d

20. Suppose that the demand curve for a new product can be expressed as $Q^D = 900 - 3P$. At what quantity is total expenditure maximized?

- a. 900
- b. 450
- c. 300
- d. 150

ANSWER: b

21. Suppose that the inverse demand curve for a well-known sports car can be expressed as $P = 100,000 - 2Q^2$, where price is in dollars and quantity is in numbers of cars. What is the price elasticity of demand at a quantity of 200?

- a. -0.125
- b. -0.375
- c. -1.25
- d. -3.75

ANSWER: a

22. Suppose that watermelon, with price P_W , and barbecue sauce are related goods. The expanded demand curve for barbecue sauce, then, is $Q^D = 860 - 4P - 6P_W$. Suppose that P_W is \$5 per watermelon. Use calculus to determine whether watermelon is complementary to or a substitute for barbecue sauce.

ANSWER: Suggested Answer:

Since the partial derivative of quantity demanded of barbecue sauce with respect to the price of watermelon is $\frac{\partial Q^D}{\partial P_W} = 0 - 0 - 6(1)P_W^{1-1} = -6P_W^0 = -6 < 0$, watermelon is a complement to

Name: _____ Class: _____ Date: _____

Chapter 02: Calculus Problems

barbecue sauce.

23. Suppose that the extended market demand curve for maple syrup can be expressed as

$$Q^D = 1,200 - 0.5P - 9P_P + 0.01I$$

, where P_P is the price of pancake batter and I is income.

- Use calculus to argue whether pancake batter is a substitute for or complement to maple syrup.
- Use calculus to argue whether maple syrup is a normal or an inferior good.

ANSWER: Suggested Answer:

a. Since $\frac{\partial Q^D}{\partial P_P} = -9 < 0$, pancake batter is a substitute for maple syrup.

b. Since $\frac{\partial Q^D}{\partial I} = 0.01 > 0$, maple syrup is a normal good.

24. Suppose that the market demand and supply curves for chocolate ice cream are represented by the following equations:

$$Q^D = 10,000 - 50P$$

$$Q^S = -200 + 40P$$

where Q^D is the quantity demanded, Q^S is the quantity supplied, and P is the price.

- Show that the law of demand holds using calculus.
- Show that the law of supply holds using calculus.

ANSWER: Suggested Answer:

a. Using the derivative of a constant and power rules of derivatives,

$$\frac{\partial Q^D}{\partial P} = 0 - 50(1)P^{1-1} = -50P^0 = -50$$

. Since this is less than zero, the law of demand holds.

b. Using the derivative of a constant and power rules of derivatives,

$$\frac{\partial Q^S}{\partial P} = 0 + 40(1)P^{1-1} = 40P^0 = 40 > 0$$

. Since this is more than zero, the law of supply holds.

25. Suppose that the market demand and supply curves for granola bars are represented by the following equations:

$$Q^D = 7,000 - 120P$$

$$Q^S = -50 + 20P$$

where Q^D is the quantity demanded, Q^S is the quantity supplied, and P is the price.

- Show that the law of demand holds using calculus.
- Show that the law of supply holds using calculus.

ANSWER: Suggested Answer:

a. Using the derivative of a constant and power rules of derivatives,

$$\frac{\partial Q^D}{\partial P} = 0 - 120(1)P^{1-1} = -120P^0 = -120$$

. Since this is less than zero, the law of demand holds.

b. Using the derivative of a constant and power rules of derivatives,

$$\frac{\partial Q^S}{\partial P} = 0 + 20(1)P^{1-1} = 20P^0 = 20 > 0$$

. Since this is more than zero, the law of supply holds.

26. Suppose that the extended supply curve for children's books can be expressed as $Q^S = 8,000 + 10P - 2P_P$, where P_P is the price of colored paper. Using calculus, determine whether the quantity supplied of children's books increases or decreases as the price of colored paper increases.

Name: _____ Class: _____ Date: _____

Chapter 02: Calculus Problems

ANSWER: Suggested Answer:

Since $\frac{\partial Q^S}{\partial P_P} = -2 < 0$, we know that the quantity supplied of children's books decreases as the price of colored paper increases, which is the expected relationship given that colored paper is a likely input to production of children's books.

27. Suppose the demand for baby shoes in a small town is described by the equation:

$$Q = 50 - 2P$$

where Q is the quantity of baby shoes demanded and P is the average price of a pair of baby shoes.

- What is the price elasticity of demand for baby shoes when the price is \$15? Use calculus to show the answer.
- What is the price elasticity of demand for baby shoes when the price is \$10? Use calculus to show the answer.

ANSWER: a. At \$15, quantity is $50 - 2(15) = 20$. The derivative of a constant and power rules of derivatives show that

$$\frac{\partial Q^D}{\partial P} = 0 - 2(1)P^{1-1} = -2P^0 = -2.$$

The price elasticity of demand is $E^D = \frac{\partial Q^D}{\partial P} \frac{P}{Q^D} = -2 \frac{15}{20} = -1.5$.

b. At a price of \$10, quantity is $50 - 2(10) = 30$. The price elasticity of demand at this price is

$$E^D = \frac{\partial Q^D}{\partial P} \frac{P}{Q^D} = -2 \frac{10}{30} \approx -.67 ..$$

28. Suppose that the inverse demand curve for a well-known sports car can be expressed as $P = 100,000 - 2Q^2$, where price is in dollars and quantity is in numbers of cars.

- What is the price elasticity of demand at a quantity of 100?
- Is the demand for these sports cars elastic or inelastic?

ANSWER: a. First, for a quantity of 100 cars, $P = 100,000 - 2(100)^2 = 80,000$ and, therefore, this sports car costs \$80,000. The formula for the price elasticity of demand, written in terms of calculus, is

$$E^D = \frac{\partial Q^D}{\partial P} \frac{P}{Q^D} = \frac{1}{\frac{\partial P}{\partial Q^D}} \frac{P}{Q^D}. \text{ With the inverse demand curve equation as given, we can see that}$$

$$\frac{\partial P}{\partial Q^D} = 0 - 2(2)Q^{2-1} = -4Q. \text{ At a quantity of 100 sports cars, this value is } -4(100) = -400.$$

Making the appropriate substitutions, we find that $E^D = \frac{1}{-400} \frac{80,000}{100} = -2$.

b. Since this is greater than 1 in absolute value, these sports cars are price elastic.

29. Suppose that the inverse demand curve for a new laptop computer can be expressed as $P = 2,000 - 25Q^{0.5}$, where price is in dollars and quantity is in number of laptops.

- What is the price elasticity of demand at a quantity of 625?
- Is the demand for these laptops elastic or inelastic?

ANSWER: a. For a quantity of 625 laptops, $P = 2,000 - 25(625)^{0.5} = 1,375$. The price elasticity of demand

formula, written in terms of calculus, is $E^D = \frac{\partial Q^D}{\partial P} \frac{P}{Q^D} = \frac{1}{\frac{\partial P}{\partial Q^D}} \frac{P}{Q^D}$. With the inverse demand curve

equation as given, we can see that $\frac{\partial P}{\partial Q^D} = 0 - 25(0.5)Q^{0.5-1} = -12.5Q^{-0.5}$. At a quantity of 625

Name: _____ Class: _____ Date: _____

Chapter 02: Calculus Problems

laptops, this value is $-\frac{12.5}{25} = -0.5$. Making the appropriate substitutions, we find that

$$E^D = \frac{1}{-0.5} \frac{1,375}{625} = -4.4.$$

b. Since this is greater than 1 in absolute value, these laptop computers are price elastic.

30. Suppose that the demand curve for a new product can be expressed as $Q^D = 900 - 3P$. At what price and quantity is total expenditure maximized?

ANSWER: Total expenditure is maximized when the price elasticity of demand is exactly unit elastic. This is true when:

$$E^D = \frac{\partial Q^D}{\partial P} \frac{P}{Q^D} = -3 \frac{P}{Q^D} = -1$$

Rearranging, we can see that this holds when $3P = Q^D$. Substituting into the demand equation, we get:

$$Q^D = 900 - 3P$$

$$3P = 900 - 3P$$

$$6P = 900$$

$$P = 150$$

$$Q^D = 900 - 3(150) = 450$$

31. Suppose that the demand curve for scissors can be expressed as $Q^D = 600 - 0.5P$. At what price and quantity is total expenditure maximized?

ANSWER: Total expenditure is maximized when the price elasticity of demand is exactly unit elastic. This is true when:

$$E^D = \frac{\partial Q^D}{\partial P} \frac{P}{Q^D} = -0.5 \frac{P}{Q^D} = -1$$

Rearranging, we can see that this holds where $0.5P = Q^D$. Substituting into the demand equation, we get:

$$Q^D = 600 - 0.5P$$

$$0.5P = 600 - 0.5P$$

$$P = 600$$

$$Q^D = 600 - 0.5(600) = 300$$